

ภาคผนวกที่ 3

ผลการตรวจวัดคุณภาพสิ่งแวดล้อม

คุณภาพอากาศในบรรยากาศ



Ref. No. A062(1)-A062(7)/03/24

Report No. 2403/135

338/12/65

Ambient Air Quality Analysis Report

Project : Asia Pet (Thailand) Limited Sampling Date : 4-11 March 2024
Project Location : 61/1 Moo 11, Bangngha-Thakhlong Road, Date Received : 11 March 2024
Kaosamorkorn, Tawung, Lopburi Date of Analysis : 11-22 March 2024
Client Name/Address : Asia Pet (Thailand) Limited Date Reported : 25 March 2024
Sampling by : Prawit Thongbai
S.P.S. Consulting Service Co., Ltd.

Parameter	Sampling Method	Analytical Method	Project Area								Standard
			March 2024								
			4-5	5-6	6-7	7-8	8-9	9-10	10-11		
Total Suspended Particulate (mg/m ³)	High Volume Air Sampler	Gravimetric Method (U.S. EPA 40 CFR Part 50 Appendix B)	0.029	0.028	0.029	0.030	0.029	0.032	0.022	Less than 0.33 ^[1]	
Sulfur Dioxide (mg/m ³)	Midget Impinger	Pararosaniline Method (ASTM D2914)	<0.002	<0.002	<0.002	<0.002	<0.002	<0.002	<0.002	Less than 0.30 ^[1]	
Sulfur Dioxide (ppm)	Midget Impinger	Pararosaniline Method (ASTM D2914)	<0.001	<0.001	<0.001	<0.001	<0.001	<0.001	<0.001	Less than 0.12 ^[1]	
Acetaldehyde (µg/m ³)	Canister	GC/MS Method (U.S. EPA Method TO-15)	45	-	-	-	-	-	-	Less than 860 ^[2]	
1,4-Dioxane (µg/m ³)	Canister	GC/MS Method (U.S. EPA Method TO-15)	30	-	-	-	-	-	-	Less than 860 ^[2]	


Remark:

Standard^[1] = Ambient Air Quality Standards, Notification of the National Environment Board No. 24, B.E. 2547

Standard^[2] = Twenty Four Hour Volatile Organic Compounds (VOCs) in Ambient Air, Notification of the National Environmental Board, B.E. 2552

Reported results refer to submitted samples only.

Do not copy partial of this analysis report without official approval.



----- End of Report -----



BY020/03/67

338/12/65

Nitrogen Dioxide Level Report

Project : Asia Pet (Thailand) Co., Ltd. Sampling Date : 4-11 March 2024
Project Location : 61/1 Moo 11, Bangngha-Thaklong Road Date Reported : 18 March 2024
Tambon Kaosamorkorn, Amphur Tawung, Lopburi
Client Name/Address : Asia Pet (Thailand) Co., Ltd.
Sampling By : S.P.S. Consulting Service Co., Ltd.


Time	Project Area							Standard
	March 2024							
	4-5	5-6	6-7	7-8	8-9	9-10	10-11	
12:00-13:00	0.0150	0.0145	0.0207	0.0161	0.0168	0.0168	0.0190	-
13:00-14:00	0.0128	0.0167	0.0235	0.0163	0.0198	0.0153	0.0171	-
14:00-15:00	0.0142	0.0156	0.0187	0.0211	0.0242	0.0175	0.0158	-
15:00-16:00	0.0179	0.0174	0.0160	0.0175	0.0209	0.0158	0.0162	-
16:00-17:00	0.0200	0.0201	0.0188	0.0191	0.0189	0.0142	0.0197	-
17:00-18:00	0.0178	0.0194	0.0165	0.0160	0.0197	0.0168	0.0175	-
18:00-19:00	0.0192	0.0212	0.0172	0.0167	0.0171	0.0190	0.0167	-
19:00-20:00	0.0176	0.0186	0.0194	0.0140	0.0166	0.0182	0.0180	-
20:00-21:00	0.0168	0.0196	0.0224	0.0138	0.0151	0.0162	0.0167	-
21:00-22:00	0.0152	0.0174	0.0190	0.0152	0.0162	0.0172	0.0159	-
22:00-23:00	0.0131	0.0155	0.0162	0.0142	0.0149	0.0158	0.0169	-
23:00-00:00	0.0113	0.0132	0.0144	0.0122	0.0138	0.0120	0.0142	-
00:00-01:00	0.0106	0.0109	0.0117	0.0107	0.0114	0.0108	0.0133	-
01:00-02:00	0.0097	0.0093	0.0095	0.0096	0.0096	0.0093	0.0098	-
02:00-03:00	0.0111	0.0107	0.0107	0.0117	0.0124	0.0113	0.0110	-
03:00-04:00	0.0137	0.0134	0.0131	0.0136	0.0142	0.0141	0.0120	-
04:00-05:00	0.0156	0.0167	0.0158	0.0160	0.0151	0.0153	0.0146	-
05:00-06:00	0.0160	0.0176	0.0147	0.0145	0.0173	0.0165	0.0152	-
06:00-07:00	0.0172	0.0159	0.0170	0.0169	0.0165	0.0158	0.0163	-
07:00-08:00	0.0197	0.0168	0.0160	0.0184	0.0182	0.0193	0.0181	-
08:00-09:00	0.0212	0.0198	0.0181	0.0216	0.0206	0.0212	0.0194	-
09:00-10:00	0.0253	0.0164	0.0157	0.0257	0.0154	0.0259	0.0213	-
10:00-11:00	0.0219	0.0204	0.0146	0.0213	0.0172	0.0206	0.0241	-
11:00-12:00	0.0183	0.0248	0.0175	0.0205	0.0155	0.0220	0.0197	-
Max 1 hr [ppm]	0.0253	0.0248	0.0235	0.0257	0.0242	0.0259	0.0241	Less Than 0.17 [ppm]
Average 24 hr [ppm]	0.0163	0.0167	0.0165	0.0164	0.0166	0.0165	0.0166	-
Analyzer Data	Analyzer No. : NO _x -B05 Brand : API							-
	Model : 200E Serial No. : 2284							

Remark:

Standard = Ambient Air Quality Standards (Nitrogen Dioxide), Notification of the National Environment Board, No. 33, B.E. 2552 (2009)
Sampling Method = Chemiluminescence Method

Reported results refer to measurement time only.

Do not copy partial of this measurement report without official approval.





Ref. No. A045/01/24

Report No. 2401/097

338/12/65

Ambient Air Quality Analysis Report

Company : Asia Pet (Thailand) Limited Sampling Date : 11-12 January 2024
Project Location : 61/1 Moo 11, Bangngha-Thakhleng Road, Kaosamorkorn, Date Received : 12 January 2024
Tawung, Lopburi Date of Analysis : 12-25 January 2024
Client Name/Address : Mr. D.N. Pargain Date Reported : 26 January 2024
Sampling by : Chaiyasit Khamthao
S.P.S. Consulting Service Co., Ltd.


Parameter	Sampling Method	Analytical Method	Project Area	Standard
Acetaldehyde ($\mu\text{g}/\text{m}^3$)	Canister	U.S. EPA Method TO-15	19	Less than 860
1,4-Dioxane ($\mu\text{g}/\text{m}^3$)	Canister	U.S. EPA Method TO-15	33	Less than 860

Remark:

Standard = Twenty Four Hour Volatile Organic Compounds (VOCs) in Ambient Air, Notification of the National Environmental Board, B.E. 2552

Reported results refer to submitted samples only.

Do not copy partial of this analysis report without official approval.



----- End of Report -----



Ref. No. A021/02/24

Report No. 2402/126

338/12/65

Ambient Air Quality Analysis Report

Project : Asia Pet (Thailand) Limited
Project Location : 61/1 Moo 11, Bangnga-Thakhleng Road, Kaosamorkorn,
Tawung, Lopburi
Client Name/Address : Asia Pet (Thailand) Limited
Sampling by : Kittu Chuaiwan
S.P.S. Consulting Service Co., Ltd.

Sampling Date : 7-8 February 2024
Date Received : 8 February 2024
Date of Analysis : 8-21 February 2024
Date Reported : 22 February 2024


Parameter	Sampling Method	Analytical Method	Project Area	Standard
Acetaldehyde ($\mu\text{g}/\text{m}^3$)	Canister	U.S. EPA Method TO-15	27	Less than 860
1,4-Dioxane ($\mu\text{g}/\text{m}^3$)	Canister	U.S. EPA Method TO-15	82	Less than 860

Remark:

Standard = Twenty Four Hour Volatile Organic Compounds (VOCs) in Ambient Air, Notification of the National Environmental Board, B.E. 2552

Reported results refer to submitted samples only.

Do not copy partial of this analysis report without official approval.



----- End of Report -----



Ref. No. A313/04/24

Report No. 2404/293

338/12/65

Ambient Air Quality Analysis Report

Project : Asia Pet (Thailand) Limited
Project Location : 61/1 Moo 11, Bangngha-Thakhlong Road, Kaosamorkorn,
Tawung, Lopburi
Client Name/Address : Asia Pet (Thailand) Limited
Sampling by : Kittu Chuaiwan
S.P.S. Consulting Service Co., Ltd.

Sampling Date : 10-11 April 2024
Date Received : 11 April 2024
Date of Analysis : 11-29 April 2024
Date Reported : 30 April 2024


Parameter	Sampling Method	Analytical Method	Project Area	Standard
Acetaldehyde ($\mu\text{g}/\text{m}^3$)	Canister	U.S. EPA Method TO-15	22	Less than 860
1,4-Dioxane ($\mu\text{g}/\text{m}^3$)	Canister	U.S. EPA Method TO-15	9.2	Less than 860

Remark:

Standard = Twenty Four Hour Volatile Organic Compounds (VOCs) in Ambient Air, Notification of the National Environmental Board, B.E. 2552

Reported results refer to submitted samples only.

Do not copy partial of this analysis report without official approval.



----- End of Report -----



Ref. No. A450/05/24

Report No. 2405/427

338/12/65

Ambient Air Quality Analysis Report

Project : Asia Pet (Thailand) Limited
Project Location : 61/1 Moo 11, Bangngha-Thakhleng Road, Kaosamorkorn,
Tawung, Lopburi
Client Name/Address : Asia Pet (Thailand) Limited
Sampling by : Narunat Tophu
S.P.S. Consulting Service Co., Ltd.

Sampling Date : 20-21 May 2024
Date Received : 21 May 2024
Date of Analysis : 21 May-5 June 2024
Date Reported : 6 June 2024


Parameter	Sampling Method	Analytical Method	Project Area	Standard
Acetaldehyde ($\mu\text{g}/\text{m}^3$)	Canister	U.S. EPA Method TO-15	60	Less than 860
1,4-Dioxane ($\mu\text{g}/\text{m}^3$)	Canister	U.S. EPA Method TO-15	88	Less than 860

Remark:

Standard = Twenty Four Hour Volatile Organic Compounds (VOCs) in Ambient Air, Notification of the National Environmental Board, B.E. 2552

Reported results refer to submitted samples only.

Do not copy partial of this analysis report without official approval.



----- End of Report -----



Ref. No. A285/06/24

Report No. 2406/344

338/12/65

Ambient Air Quality Analysis Report

Project : Asia Pet (Thailand) Limited
Project Location : 61/1 Moo 11, Bangngha-Thakhleng Road, Kaosamorkorn, Tawung, Lopburi
Client Name/Address : Asia Pet (Thailand) Limited
Sampling by : Yottana Kongkaw
S.P.S. Consulting Service Co., Ltd.

Sampling Date : 14-15 June 2024
Date Received : 17 June 2024
Date of Analysis : 17-27 June 2024
Date Reported : 28 June 2024


Parameter	Sampling Method	Analytical Method	Project Area	Standard
Acetaldehyde ($\mu\text{g}/\text{m}^3$)	Canister	U.S. EPA Method TO-15	55	Less than 860
1,4-Dioxane ($\mu\text{g}/\text{m}^3$)	Canister	U.S. EPA Method TO-15	12	Less than 860

Remark:

Standard = Twenty Four Hour Volatile Organic Compounds (VOCs) in Ambient Air, Notification of the National Environmental Board, B.E. 2552

Reported results refer to submitted samples only.

Do not copy partial of this analysis report without official approval.



----- End of Report -----



บริษัท เอส.พี.เอส. คอนซัลติ้ง เซอร์วิส จำกัด

S.P.S. CONSULTING SERVICE CO., LTD.

7 ซอยพหลโยธิน 24 ถนนพหลโยธิน แขวงจอมพล เขตจตุจักร กรุงเทพฯ 10900

7 Soi Phaholyothin 24, Phaholyothin Rd., Jompol, Chatuchak, Bangkok 10900

Tel : (662) 939-4370-72, Fax : (662) 513-4221, E-mail : sale@spscon.com., www.spscon.com

1/1

Ref. No. A063(1)-A063(7)/03/24

Report No. 2403/135

338/12/65

Ambient Air Quality Analysis Report

Project : Asia Pet (Thailand) Limited Sampling Date : 4-11 March 2024
Project Location : 61/1 Moo 11, Bangngha-Thakhleng Road, Date Received : 11 March 2024
Kaosamorkorn, Tawung, Lopburi Date of Analysis : 11-22 March 2024
Client Name/Address : Asia Pet (Thailand) Limited Date Reported : 25 March 2024
Sampling by : Prawit Thongbai
S.P.S. Consulting Service Co., Ltd.

Parameter	Sampling Method	Analytical Method	Khao Samo Khon Public Health Center								Standard
			March 2024								
			4-5	5-6	6-7	7-8	8-9	9-10	10-11		
Total Suspended Particulate (mg/m ³)	High Volume Air Sampler	Gravimetric Method (U.S. EPA 40 CFR Part 50 Appendix B)	0.037	0.050	0.033	0.044	0.054	0.057	0.048	Less than 0.33 ^[1]	
Sulfur Dioxide (mg/m ³)	Midget Impinger	Pararosaniline Method (ASTM D2914)	<0.002	<0.002	<0.002	<0.002	<0.002	<0.002	<0.002	Less than 0.30 ^[1]	
Sulfur Dioxide (ppm)	Midget Impinger	Pararosaniline Method (ASTM D2914)	<0.001	<0.001	<0.001	<0.001	<0.001	<0.001	<0.001	Less than 0.12 ^[1]	
Acetaldehyde (µg/m ³)	Canister	GC/MS Method (U.S. EPA Method TO-15)	3.9	-	-	-	-	-	-	Less than 860 ^[2]	
1,4-Dioxane (µg/m ³)	Canister	GC/MS Method (U.S. EPA Method TO-15)	<0.20	-	-	-	-	-	-	Less than 860 ^[2]	


Remark:

Standard^[1] = Ambient Air Quality Standards, Notification of the National Environment Board No. 24, B.E. 2547

Standard^[2] = Twenty Four Hour Volatile Organic Compounds (VOCs) in Ambient Air, Notification of the National Environmental Board, B.E. 2552

Reported results refer to submitted samples only.

Do not copy partial of this analysis report without official approval.



----- End of Report -----



BY020/03/67

338/12/65

Nitrogen Dioxide Level Report

Project : Asia Pet (Thailand) Co., Ltd. Sampling Date : 4-11 March 2024
Project Location : 61/1 Moo 11, Bangnga-Thaklong Road Date Reported : 18 March 2024
Tambon Kaosamorkorn, Amphur Tawung, Lopburi
Client Name/Address : Asia Pet (Thailand) Co., Ltd.
Sampling By : S.P.S. Consulting Service Co., Ltd.


Time	Khao Samo Khon Public Health Center							Standard
	March 2024							
	4-5	5-6	6-7	7-8	8-9	9-10	10-11	
11:00-12:00	0.0181	0.0196	0.0198	0.0196	0.0246	0.0164	0.0203	-
12:00-13:00	0.0193	0.0241	0.0209	0.0177	0.0228	0.0149	0.0183	-
13:00-14:00	0.0177	0.0199	0.0240	0.0152	0.0185	0.0172	0.0169	-
14:00-15:00	0.0162	0.0160	0.0190	0.0187	0.0161	0.0165	0.0170	-
15:00-16:00	0.0198	0.0176	0.0200	0.0196	0.0171	0.0150	0.0153	-
16:00-17:00	0.0237	0.0162	0.0170	0.0243	0.0159	0.0161	0.0164	-
17:00-18:00	0.0215	0.0181	0.0162	0.0216	0.0163	0.0164	0.0152	-
18:00-19:00	0.0192	0.0175	0.0154	0.0175	0.0175	0.0158	0.0171	-
19:00-20:00	0.0160	0.0157	0.0137	0.0161	0.0190	0.0177	0.0163	-
20:00-21:00	0.0151	0.0145	0.0165	0.0146	0.0161	0.0193	0.0147	-
21:00-22:00	0.0141	0.0157	0.0155	0.0155	0.0147	0.0163	0.0151	-
22:00-23:00	0.0156	0.0130	0.0138	0.0162	0.0151	0.0138	0.0164	-
23:00-00:00	0.0133	0.0123	0.0119	0.0136	0.0130	0.0116	0.0148	-
00:00-01:00	0.0114	0.0119	0.0104	0.0115	0.0122	0.0125	0.0121	-
01:00-02:00	0.0096	0.0101	0.0096	0.0109	0.0119	0.0107	0.0096	-
02:00-03:00	0.0105	0.0121	0.0119	0.0113	0.0108	0.0119	0.0112	-
03:00-04:00	0.0136	0.0143	0.0123	0.0133	0.0136	0.0135	0.0138	-
04:00-05:00	0.0158	0.0159	0.0159	0.0146	0.0158	0.0146	0.0147	-
05:00-06:00	0.0167	0.0154	0.0169	0.0159	0.0151	0.0161	0.0156	-
06:00-07:00	0.0150	0.0168	0.0187	0.0148	0.0175	0.0172	0.0173	-
07:00-08:00	0.0171	0.0155	0.0158	0.0162	0.0164	0.0194	0.0192	-
08:00-09:00	0.0167	0.0167	0.0143	0.0152	0.0169	0.0165	0.0189	-
09:00-10:00	0.0162	0.0178	0.0155	0.0173	0.0156	0.0194	0.0239	-
10:00-11:00	0.0174	0.0188	0.0173	0.0192	0.0141	0.0248	0.0199	-
Max 1 hr [ppm]	0.0237	0.0241	0.0240	0.0243	0.0246	0.0248	0.0239	Less Than 0.17 [ppm]
Average 24 hr [ppm]	0.0162	0.0161	0.0159	0.0163	0.0161	0.0160	0.0162	-
Analyzer Data	Analyzer No. : NO _x -B21 Brand : API							-
	Model : TML-41M Serial No. : N02374							

Remark:

Standard = Ambient Air Quality Standards (Nitrogen Dioxide), Notification of the National Environment Board, No. 33, B.E. 2552 (2009)
Sampling Method = Chemiluminescence Method

Reported results refer to measurement time only.

Do not copy partial of this measurement report without official approval.





Ref. No. A046/01/24

Report No. 2401/097

338/12/65

Ambient Air Quality Analysis Report

Company : Asia Pet (Thailand) Limited Sampling Date : 11-12 January 2024
Project Location : 61/1 Moo 11, Bangngha-Thakhlong Road, Kaosamorkorn, Date Received : 12 January 2024
Tawung, Lopburi Date of Analysis : 12-25 January 2024
Client Name/Address : Mr. D.N. Pargain Date Reported : 26 January 2024
Sampling by : Chaiyasit Khamthao
S.P.S. Consulting Service Co., Ltd.


Parameter	Sampling Method	Analytical Method	Khao Samo Khon Public Health Center	Standard
Acetaldehyde ($\mu\text{g}/\text{m}^3$)	Canister	U.S. EPA Method TO-15	9.6	Less than 860
1,4-Dioxane ($\mu\text{g}/\text{m}^3$)	Canister	U.S. EPA Method TO-15	<0.20	Less than 860

Remark:

Standard = Twenty Four Hour Volatile Organic Compounds (VOCs) in Ambient Air, Notification of the National Environmental Board, B.E. 2552

Reported results refer to submitted samples only.

Do not copy partial of this analysis report without official approval.



----- End of Report -----



Ref. No. A022/02/24

Report No. 2402/126

338/12/65

Ambient Air Quality Analysis Report

Project : Asia Pet (Thailand) Limited
Project Location : 61/1 Moo 11, Bangngha-Thakhlong Road, Kaosamorkorn,
Tawung, Lopburi
Client Name/Address : Asia Pet (Thailand) Limited
Sampling by : Kittu Chuaiwan
S.P.S. Consulting Service Co., Ltd.

Sampling Date : 7-8 February 2024
Date Received : 8 February 2024
Date of Analysis : 8-21 February 2024
Date Reported : 22 February 2024


Parameter	Sampling Method	Analytical Method	Khao Samo Khon Public Health Center	Standard
Acetaldehyde ($\mu\text{g}/\text{m}^3$)	Canister	U.S. EPA Method TO-15	4.2	Less than 860
1,4-Dioxane ($\mu\text{g}/\text{m}^3$)	Canister	U.S. EPA Method TO-15	<0.20	Less than 860

Remark:

Standard = Twenty Four Hour Volatile Organic Compounds (VOCs) in Ambient Air, Notification of the National Environmental Board, B.E. 2552

Reported results refer to submitted samples only.

Do not copy partial of this analysis report without official approval.



----- End of Report -----



Ref. No. A314/04/24

Report No. 2404/293

338/12/65

Ambient Air Quality Analysis Report

Project : Asia Pet (Thailand) Limited
Project Location : 61/1 Moo 11, Bangngha-Thakhleng Road, Kaosamorkorn, Tawung, Lopburi
Client Name/Address : Asia Pet (Thailand) Limited
Sampling by : Kittti Chuaiwan
S.P.S. Consulting Service Co., Ltd.

Sampling Date : 10-11 April 2024
Date Received : 11 April 2024
Date of Analysis : 11-29 April 2024
Date Reported : 30 April 2024


Parameter	Sampling Method	Analytical Method	Khao Samo Khon Public Health Center	Standard
Acetaldehyde ($\mu\text{g}/\text{m}^3$)	Canister	U.S. EPA Method TO-15	8.5	Less than 860
1,4-Dioxane ($\mu\text{g}/\text{m}^3$)	Canister	U.S. EPA Method TO-15	<0.20	Less than 860

Remark:

Standard = Twenty Four Hour Volatile Organic Compounds (VOCs) in Ambient Air, Notification of the National Environmental Board, B.E. 2552

Reported results refer to submitted samples only.

Do not copy partial of this analysis report without official approval.



----- End of Report -----



Ref. No. A451/05/24

Report No. 2405/427

338/12/65

Ambient Air Quality Analysis Report

Project : Asia Pet (Thailand) Limited
Project Location : 61/1 Moo 11, Bangngha-Thakhlong Road, Kaosamorkorn,
Tawung, Lopburi
Client Name/Address : Asia Pet (Thailand) Limited
Sampling by : Narunat Tophu
S.P.S. Consulting Service Co., Ltd.

Sampling Date : 20-21 May 2024
Date Received : 21 May 2024
Date of Analysis : 21 May-5 June 2024
Date Reported : 6 June 2024


Parameter	Sampling Method	Analytical Method	Khao Samo Khon Public Health Center	Standard
Acetaldehyde ($\mu\text{g}/\text{m}^3$)	Canister	U.S. EPA Method TO-15	14	Less than 860
1,4-Dioxane ($\mu\text{g}/\text{m}^3$)	Canister	U.S. EPA Method TO-15	<0.20	Less than 860

Remark:

Standard = Twenty Four Hour Volatile Organic Compounds (VOCs) in Ambient Air, Notification of the National Environmental Board, B.E. 2552

Reported results refer to submitted samples only.

Do not copy partial of this analysis report without official approval.



----- End of Report -----



Ref. No. A286/06/24

Report No. 2406/344

338/12/65

Ambient Air Quality Analysis Report

Project : Asia Pet (Thailand) Limited
Project Location : 61/1 Moo 11, Bangngha-Thakhleng Road, Kaosamorkorn, Tawung, Lopburi
Client Name/Address : Asia Pet (Thailand) Limited
Sampling by : Yottana Kongkaw
S.P.S. Consulting Service Co., Ltd.

Sampling Date : 14-15 June 2024
Date Received : 17 June 2024
Date of Analysis : 17-27 June 2024
Date Reported : 28 June 2024


Parameter	Sampling Method	Analytical Method	Khao Samo Khon Public Health Center	Standard
Acetaldehyde ($\mu\text{g}/\text{m}^3$)	Canister	U.S. EPA Method TO-15	24	Less than 860
1,4-Dioxane ($\mu\text{g}/\text{m}^3$)	Canister	U.S. EPA Method TO-15	<0.20	Less than 860

Remark:

Standard = Twenty Four Hour Volatile Organic Compounds (VOCs) in Ambient Air, Notification of the National Environmental Board, B.E. 2552

Reported results refer to submitted samples only.

Do not copy partial of this analysis report without official approval.



----- End of Report -----



Ref. No. A064(1)-A064(7)/03/24

Report No. 2403/135

338/12/65

Ambient Air Quality Analysis Report

Project : Asia Pet (Thailand) Limited Sampling Date : 4-11 March 2024
Project Location : 61/1 Moo 11, Bangngha-Thakhlung Road, Date Received : 11 March 2024
Kaosamorkorn, Tawung, Lopburi Date of Analysis : 11-22 March 2024
Client Name/Address : Asia Pet (Thailand) Limited Date Reported : 25 March 2024
Sampling by : Prawit Thongbai
S.P.S. Consulting Service Co., Ltd.

Parameter	Sampling Method	Analytical Method	Tham Khao Tako School								Standard
			March 2024								
			4-5	5-6	6-7	7-8	8-9	9-10	10-11		
Total Suspended Particulate (mg/m ³)	High Volume Air Sampler	Gravimetric Method (U.S. EPA 40 CFR Part 50 Appendix B)	0.051	0.035	0.049	0.048	0.039	0.056	0.041	Less than 0.33 ^[1]	
Sulfur Dioxide (mg/m ³)	Midget Impinger	Pararosaniline Method (ASTM D2914)	<0.002	<0.002	<0.002	<0.002	<0.002	<0.002	<0.002	Less than 0.30 ^[1]	
Sulfur Dioxide (ppm)	Midget Impinger	Pararosaniline Method (ASTM D2914)	<0.001	<0.001	<0.001	<0.001	<0.001	<0.001	<0.001	Less than 0.12 ^[1]	
Acetaldehyde (µg/m ³)	Canister	GC/MS Method (U.S. EPA Method TO-15)	5.6	-	-	-	-	-	-	Less than 860 ^[2]	
1,4-Dioxane (µg/m ³)	Canister	GC/MS Method (U.S. EPA Method TO-15)	<0.20	-	-	-	-	-	-	Less than 860 ^[2]	


Remark:

Standard^[1] = Ambient Air Quality Standards, Notification of the National Environment Board No. 24, B.E. 2547

Standard^[2] = Twenty Four Hour Volatile Organic Compounds (VOCs) in Ambient Air, Notification of the National Environmental Board, B.E. 2552

Reported results refer to submitted samples only.

Do not copy partial of this analysis report without official approval.



----- End of Report -----



BY020/03/67

338/12/65

Nitrogen Dioxide Level Report

Project : Asia Pet (Thailand) Co., Ltd. Sampling Date : 4-11 March 2024
Project Location : 61/1 Moo 11, Bangngha-Thaklong Road Date Reported : 18 March 2024
Tambon Kaosamorkorn, Amphur Tawung, Lopburi
Client Name/Address : Asia Pet (Thailand) Co., Ltd.
Sampling By : S.P.S. Consulting Service Co., Ltd.


Time	Tham Khao Tako School							Standard
	March 2024							
	4-5	5-6	6-7	7-8	8-9	9-10	10-11	
13:00-14:00	0.0160	0.0246	0.0193	0.0189	0.0178	0.0163	0.0174	-
14:00-15:00	0.0154	0.0195	0.0200	0.0203	0.0187	0.0178	0.0204	-
15:00-16:00	0.0183	0.0170	0.0239	0.0242	0.0157	0.0153	0.0238	-
16:00-17:00	0.0220	0.0155	0.0190	0.0202	0.0168	0.0166	0.0198	-
17:00-18:00	0.0184	0.0163	0.0176	0.0173	0.0144	0.0192	0.0185	-
18:00-19:00	0.0151	0.0155	0.0152	0.0147	0.0154	0.0177	0.0164	-
19:00-20:00	0.0167	0.0184	0.0146	0.0153	0.0174	0.0154	0.0185	-
20:00-21:00	0.0159	0.0162	0.0155	0.0143	0.0160	0.0166	0.0173	-
21:00-22:00	0.0172	0.0192	0.0133	0.0169	0.0157	0.0148	0.0162	-
22:00-23:00	0.0141	0.0165	0.0142	0.0144	0.0144	0.0133	0.0154	-
23:00-00:00	0.0139	0.0137	0.0130	0.0131	0.0125	0.0122	0.0143	-
00:00-01:00	0.0110	0.0110	0.0109	0.0101	0.0112	0.0114	0.0124	-
01:00-02:00	0.0096	0.0102	0.0099	0.0095	0.0091	0.0100	0.0095	-
02:00-03:00	0.0106	0.0125	0.0115	0.0108	0.0116	0.0120	0.0102	-
03:00-04:00	0.0139	0.0143	0.0121	0.0121	0.0136	0.0133	0.0120	-
04:00-05:00	0.0120	0.0136	0.0143	0.0145	0.0140	0.0150	0.0141	-
05:00-06:00	0.0141	0.0151	0.0160	0.0158	0.0163	0.0178	0.0166	-
06:00-07:00	0.0149	0.0168	0.0183	0.0135	0.0172	0.0169	0.0176	-
07:00-08:00	0.0166	0.0173	0.0174	0.0165	0.0199	0.0152	0.0153	-
08:00-09:00	0.0158	0.0153	0.0160	0.0145	0.0184	0.0167	0.0160	-
09:00-10:00	0.0179	0.0163	0.0177	0.0177	0.0210	0.0185	0.0189	-
10:00-11:00	0.0200	0.0159	0.0191	0.0198	0.0237	0.0200	0.0151	-
11:00-12:00	0.0241	0.0170	0.0171	0.0181	0.0191	0.0247	0.0167	-
12:00-13:00	0.0205	0.0181	0.0168	0.0169	0.0151	0.0210	0.0151	-
Max 1 hr [ppm]	0.0241	0.0246	0.0239	0.0242	0.0237	0.0247	0.0238	Less Than 0.17 [ppm]
Average 24 hr [ppm]	0.0160	0.0161	0.0159	0.0158	0.0160	0.0161	0.0161	-
Analyzer Data	Analyzer No. : NO _x -B13 Brand : API							-
	Model : 200A Serial No. : 1983							

Remark:

Standard = Ambient Air Quality Standards (Nitrogen Dioxide), Notification of the National Environment Board, No. 33, B.E. 2552 (2009)
Sampling Method = Chemiluminescence Method

Reported results refer to measurement time only.

Do not copy partial of this measurement report without official approval.





Ref. No. A047/01/24

Report No. 2401/097

338/12/65

Ambient Air Quality Analysis Report

Company : Asia Pet (Thailand) Limited Sampling Date : 11-12 January 2024
Project Location : 61/1 Moo 11, Bangnga-Thakhleng Road, Kaosamorkorn, Date Received : 12 January 2024
Tawung, Lopburi Date of Analysis : 12-25 January 2024
Client Name/Address : Mr. D.N. Pargain Date Reported : 26 January 2024
Sampling by : Chaiyasit Khamthao
S.P.S. Consulting Service Co., Ltd.


Parameter	Sampling Method	Analytical Method	Tham Khao Tako School	Standard
Acetaldehyde ($\mu\text{g}/\text{m}^3$)	Canister	U.S. EPA Method TO-15	9.8	Less than 860
1,4-Dioxane ($\mu\text{g}/\text{m}^3$)	Canister	U.S. EPA Method TO-15	<0.20	Less than 860

Remark:

Standard = Twenty Four Hour Volatile Organic Compounds (VOCs) in Ambient Air, Notification of the National Environmental Board, B.E. 2552

Reported results refer to submitted samples only.

Do not copy partial of this analysis report without official approval.



----- End of Report -----



Ref. No. A023/02/24

Report No. 2402/126

338/12/65

Ambient Air Quality Analysis Report

Project : Asia Pet (Thailand) Limited
Project Location : 61/1 Moo 11, Bangngha-Thakhleng Road, Kaosamorkorn, Tawung, Lopburi
Client Name/Address : Asia Pet (Thailand) Limited
Sampling by : Kitti Chuaiwan
S.P.S. Consulting Service Co., Ltd.

Sampling Date : 7-8 February 2024
Date Received : 8 February 2024
Date of Analysis : 8-21 February 2024
Date Reported : 22 February 2024


Parameter	Sampling Method	Analytical Method	Tham Khao Tako School	Standard
Acetaldehyde ($\mu\text{g}/\text{m}^3$)	Canister	U.S. EPA Method TO-15	10	Less than 860
1,4-Dioxane ($\mu\text{g}/\text{m}^3$)	Canister	U.S. EPA Method TO-15	<0.20	Less than 860

Remark:

Standard = Twenty Four Hour Volatile Organic Compounds (VOCs) in Ambient Air, Notification of the National Environmental Board, B.E. 2552

Reported results refer to submitted samples only.

Do not copy partial of this analysis report without official approval.



----- End of Report -----



Ref. No. A315/04/24

Report No. 2404/293

338/12/65

Ambient Air Quality Analysis Report

Project : Asia Pet (Thailand) Limited
Project Location : 61/1 Moo 11, Bangngha-Thakhlong Road, Kaosamorkorn,
Tawung, Lopburi
Client Name/Address : Asia Pet (Thailand) Limited
Sampling by : Kittti Chuaiwan
S.P.S. Consulting Service Co., Ltd.

Sampling Date : 10-11 April 2024
Date Received : 11 April 2024
Date of Analysis : 11-29 April 2024
Date Reported : 30 April 2024


Parameter	Sampling Method	Analytical Method	Tham Khao Tako School	Standard
Acetaldehyde ($\mu\text{g}/\text{m}^3$)	Canister	U.S. EPA Method TO-15	7.6	Less than 860
1,4-Dioxane ($\mu\text{g}/\text{m}^3$)	Canister	U.S. EPA Method TO-15	<0.20	Less than 860

Remark:

Standard = Twenty Four Hour Volatile Organic Compounds (VOCs) in Ambient Air, Notification of the National Environmental Board, B.E. 2552

Reported results refer to submitted samples only.

Do not copy partial of this analysis report without official approval.



----- End of Report -----



Ref. No. A452/05/24

Report No. 2405/427

338/12/65

Ambient Air Quality Analysis Report

Project : Asia Pet (Thailand) Limited
Project Location : 61/1 Moo 11, Bangngha-Thakhlong Road, Kaosamorkorn, Tawung, Lopburi
Client Name/Address : Asia Pet (Thailand) Limited
Sampling by : Narunat Tophu
S.P.S. Consulting Service Co., Ltd.

Sampling Date : 20-21 May 2024
Date Received : 21 May 2024
Date of Analysis : 21 May-5 June 2024
Date Reported : 6 June 2024


Parameter	Sampling Method	Analytical Method	Tham Khao Tako School	Standard
Acetaldehyde ($\mu\text{g}/\text{m}^3$)	Canister	U.S. EPA Method TO-15	15	Less than 860
1,4-Dioxane ($\mu\text{g}/\text{m}^3$)	Canister	U.S. EPA Method TO-15	<0.20	Less than 860

Remark:

Standard = Twenty Four Hour Volatile Organic Compounds (VOCs) in Ambient Air, Notification of the National Environmental Board, B.E. 2552

Reported results refer to submitted samples only.

Do not copy partial of this analysis report without official approval.



----- End of Report -----



Ref. No. A287/06/24

Report No. 2406/344

338/12/65

Ambient Air Quality Analysis Report

Project : Asia Pet (Thailand) Limited
Project Location : 61/1 Moo 11, Bangngha-Thakhleng Road, Kaosamorkorn,
Tawung, Lopburi
Client Name/Address : Asia Pet (Thailand) Limited
Sampling by : Yottana Kongkaw
S.P.S. Consulting Service Co., Ltd.

Sampling Date : 14-15 June 2024
Date Received : 17 June 2024
Date of Analysis : 17-27 June 2024
Date Reported : 28 June 2024


Parameter	Sampling Method	Analytical Method	Tham Khao Tako School	Standard
Acetaldehyde ($\mu\text{g}/\text{m}^3$)	Canister	U.S. EPA Method TO-15	14	Less than 860
1,4-Dioxane ($\mu\text{g}/\text{m}^3$)	Canister	U.S. EPA Method TO-15	<0.20	Less than 860

Remark:

Standard = Twenty Four Hour Volatile Organic Compounds (VOCs) in Ambient Air, Notification of the National Environmental Board, B.E. 2552

Reported results refer to submitted samples only.

Do not copy partial of this analysis report without official approval.



----- End of Report -----

ความเร็วและทิศทางลม



BY020/03/67

338/12/65


Wind Speed and Wind Direction Measurement Report

Project : Asia Pet (Thailand) Co., Ltd. Sampling Date : 4-11 March 2024
Project Location : 61/1 Moo 11, Bangngha-Thaklong Road Date Reported : 18 March 2024
Tambon Kaosamorkorn, Amphur Tawung, Lopburi
Client Name/Address : Asia Pet (Thailand) Co., Ltd.
Sampling By : S.P.S. Consulting Service Co., Ltd.

Wind Speed Wind Direction	Project Area				
	Percent of Wind Speed (%)				
	Light Air	Light Breeze	Gentle Breeze	Moderate Breeze	Fresh Breeze
	0.3-1.6 m/s (1-5 km/hr)	1.7-3.3 m/s (6-11 km/hr)	3.4-5.5 m/s (12-19 km/hr)	5.6-8.0 m/s (20-28 km/hr)	8.1-10.8 m/s (29-38 km/hr)
N (349°-11°)	1.190	-	-	-	-
NNE (11°-34°)	1.786	-	-	-	-
NE (34°-56°)	2.381	-	-	-	-
ENE (56°-79°)	0.595	-	-	-	-
E (79°-102°)	2.976	-	-	-	-
ESE (102°-124°)	5.952	-	-	-	-
SE (124°-146°)	4.167	-	-	-	-
SSE (146°-169°)	5.952	-	-	-	-
S (169°-191°)	8.333	-	-	-	-
SSW (191°-214°)	21.429	-	-	-	-
SW (214°-236°)	16.667	-	-	-	-
WSW (236°-259°)	11.905	-	-	-	-
W (259°-281°)	8.333	-	-	-	-
WNW (281°-304°)	-	-	-	-	-
NW (304°-326°)	1.786	-	-	-	-
NNW (326°-349°)	6.548	-	-	-	-
Total	100.000	0.000	0.000	0.000	0.000
Calm <0.3 m/s (<1 km/hr)	0.000				

Reported results refer to measurement time only.

Do not copy partial of this measurement report without official approval.





BY020/03/67

338/12/65


Wind Speed and Wind Direction Measurement Report

Project : Asia Pet (Thailand) Co., Ltd. Sampling Date : 4-11 March 2024
Project Location : 61/1 Moo 11, Bangngha-Thaklong Road Date Reported : 18 March 2024
Tambon Kaosamorkorn, Amphur Tawung, Lopburi
Client Name/Address : Asia Pet (Thailand) Co., Ltd.
Sampling By : S.P.S. Consulting Service Co., Ltd.

Time	Project Area											
	March 2024											
	4-5			5-6			6-7			7-8		
	WS		WD	WS		WD	WS		WD	WS		WD
	m/s	km/hr		m/s	km/hr		m/s	km/hr		m/s	km/hr	
12:00-13:00	0.4	1.6	NE	0.9	3.2	WSW	0.4	1.6	W	0.9	3.2	W
13:00-14:00	0.4	1.6	NE	0.4	1.6	WSW	0.9	3.2	S	0.9	3.2	SSW
14:00-15:00	0.9	3.2	NE	0.4	1.6	WSW	0.9	3.2	WSW	0.4	1.6	SSW
15:00-16:00	0.4	1.6	N	0.4	1.6	WSW	0.4	1.6	WSW	0.9	3.2	SSW
16:00-17:00	0.9	3.2	NNE	0.9	3.2	WSW	0.4	1.6	WSW	0.9	3.2	SSW
17:00-18:00	1.3	4.8	NNE	0.9	3.2	SE	0.9	3.2	SW	0.9	3.2	SSW
18:00-19:00	0.4	1.6	NNE	0.9	3.2	SSE	0.9	3.2	SW	0.9	3.2	W
19:00-20:00	0.4	1.6	NE	0.9	3.2	SSW	0.4	1.6	SW	0.4	1.6	W
20:00-21:00	0.4	1.6	SE	0.9	3.2	W	0.9	3.2	SSW	0.9	3.2	SSW
21:00-22:00	1.3	4.8	SSW	0.4	1.6	W	0.9	3.2	S	0.9	3.2	SW
22:00-23:00	1.3	4.8	S	0.4	1.6	W	0.4	1.6	SSW	0.9	3.2	W
23:00-00:00	1.3	4.8	WSW	1.3	4.8	W	0.4	1.6	SSW	1.3	4.8	SSW
00:00-01:00	1.3	4.8	WSW	0.9	3.2	S	0.9	3.2	W	0.4	1.6	SSW
01:00-02:00	1.3	4.8	WSW	0.9	3.2	WSW	0.4	1.6	SSW	0.9	3.2	SW
02:00-03:00	0.4	1.6	S	1.3	4.8	S	0.4	1.6	SSW	0.9	3.2	SSW
03:00-04:00	0.9	3.2	S	0.9	3.2	S	0.9	3.2	SSW	0.9	3.2	SSW
04:00-05:00	0.9	3.2	S	1.3	4.8	S	1.3	4.8	SW	0.4	1.6	SSE
05:00-06:00	0.9	3.2	SSW	0.4	1.6	SSE	0.9	3.2	SW	0.9	3.2	SSW
06:00-07:00	0.9	3.2	S	0.4	1.6	SSW	0.9	3.2	SW	0.9	3.2	SSW
07:00-08:00	1.3	4.8	S	0.9	3.2	SSW	0.4	1.6	SSW	0.4	1.6	E
08:00-09:00	1.3	4.8	S	0.9	3.2	SSW	0.4	1.6	SSW	0.9	3.2	E
09:00-10:00	0.9	3.2	SSW	0.4	1.6	WSW	0.9	3.2	SW	0.4	1.6	SSW
10:00-11:00	0.4	1.6	SSW	0.9	3.2	W	0.4	1.6	W	0.9	3.2	SSW
11:00-12:00	0.9	3.2	S	0.9	3.2	W	0.4	1.6	W	0.9	3.2	SSW
Temperature Average (°C)	30.3			31.9			33.1			32.1		
Barometric Pressure Average (mmHg)	756.40			755.90			755.47			755.75		
Sky Condition	Fair			Fair			Fair			Fair		

Reported results refer to measurement time only.

Do not copy partial of this measurement report without official approval.





BY020/03/67

338/12/65


Wind Speed and Wind Direction Measurement Report

Project : Asia Pet (Thailand) Co., Ltd. Sampling Date : 4-11 March 2024
Project Location : 61/1 Moo 11, Bangngha-Thaklong Road Date Reported : 18 March 2024
Tambon Kaosamorkorn, Amphur Tawung, Lopburi
Client Name/Address : Asia Pet (Thailand) Co., Ltd.
Sampling By : S.P.S. Consulting Service Co., Ltd.

Time	Project Area								
	March 2024								
	8-9			9-10			10-11		
	WS		WD	WS		WD	WS		WD
	m/s	km/hr		m/s	km/hr		m/s	km/hr	
12:00-13:00	0.9	3.2	SSW	0.4	1.6	N	0.9	3.2	NW
13:00-14:00	1.3	4.8	SW	0.9	3.2	ENE	0.9	3.2	NNW
14:00-15:00	0.4	1.6	SW	0.9	3.2	NNW	1.3	4.8	NNW
15:00-16:00	0.9	3.2	SW	0.9	3.2	NNW	1.3	4.8	NNW
16:00-17:00	0.9	3.2	NNW	0.9	3.2	NNW	1.3	4.8	SW
17:00-18:00	0.4	1.6	NNW	0.4	1.6	NNW	1.3	4.8	SW
18:00-19:00	0.4	1.6	NNW	0.4	1.6	SW	0.4	1.6	SW
19:00-20:00	0.9	3.2	NW	0.9	3.2	SW	0.4	1.6	WSW
20:00-21:00	0.9	3.2	NNW	0.9	3.2	WSW	0.9	3.2	SW
21:00-22:00	1.3	4.8	WSW	0.4	1.6	WSW	0.9	3.2	SW
22:00-23:00	0.9	3.2	SW	0.4	1.6	WSW	0.4	1.6	SW
23:00-00:00	0.9	3.2	SW	0.4	1.6	WSW	0.4	1.6	SW
00:00-01:00	0.9	3.2	SW	0.9	3.2	WSW	0.9	3.2	SW
01:00-02:00	0.4	1.6	SW	0.4	1.6	ESE	0.4	1.6	ESE
02:00-03:00	0.9	3.2	SW	0.4	1.6	ESE	0.9	3.2	ESE
03:00-04:00	0.9	3.2	SW	0.9	3.2	ESE	0.9	3.2	ESE
04:00-05:00	0.9	3.2	SSE	0.9	3.2	SSW	0.9	3.2	ESE
05:00-06:00	0.4	1.6	SSE	0.9	3.2	SSW	0.4	1.6	ESE
06:00-07:00	0.4	1.6	SSE	0.4	1.6	SSW	0.4	1.6	ESE
07:00-08:00	0.4	1.6	SSE	0.4	1.6	SSW	0.4	1.6	ESE
08:00-09:00	0.9	3.2	SSE	0.4	1.6	SE	0.9	3.2	SE
09:00-10:00	0.4	1.6	SSE	0.9	3.2	SE	0.9	3.2	SE
10:00-11:00	0.4	1.6	SSE	0.4	1.6	E	0.4	1.6	E
11:00-12:00	0.9	3.2	E	0.4	1.6	SE	0.4	1.6	NW
Temperature Average (°C)	30.4			30.1			30.5		
Barometric Pressure Average (mmHg)	756.29			756.91			756.05		
Sky Condition	Fair			Fair			Fair		

Reported results refer to measurement time only.

Do not copy partial of this measurement report without official approval.



คุณภาพอากาศจากปล่องระบาย



Ref. No. A058/03/24

Report No. 2403/112

338/12/65

Stack Air Quality Analysis Report

Company : Asia Pet (Thailand) Limited
Project Location : 61/1 Moo 11, Bangnga-Thakhleng Road, Kaosamorkorn,
Tawung, Lopburi
Client Name/Address : Mr. D.N. Pargain
Sampling by : Abdul Daengklom (ว-011-ค-0023)
S.P.S. Consulting Service Co., Ltd. (ว-011)

Sampling Date : 6 March 2024
Date Received : 7 March 2024
Date of Analysis : 7-19 March 2024
Date Reported : 20 March 2024

Parameter	Unit	Sampling Method	Analytical Method	HTM Heater Stack No. 1		Standard	
						[1]	[2]
Sampling Time	-	-	-	10:00-10:42		-	-
Height	m.	-	-	35.0		-	-
Diameter	cm.	-	-	70.0		-	-
Barometric Pressure	mmHg	-	-	756.06		-	-
Absolute Stack Gas Pressure	mmHg	-	-	755.20		-	-
Dry Gas Meter Temperature	°C	-	-	34.1		-	-
Stack Temperature	°C	-	-	195		-	-
Moisture	%	-	-	4.44		-	-
Velocity	m/s	-	-	9.06		-	-
Flow Rate (Qsd)	m ³ /s	-	-	2.108		-	-
Carbon Dioxide	%	-	-	11.51		-	-
Oxygen	%	-	-	5.7	7.0	-	-
Excess Air	%	-	-	35.26	50.0	-	-
Total Suspended Particulate	mg/m ³	Isokinetic	Gravimetric Method (U.S. EPA Method 5)	73	66	240	200
Emission Rate of Total Suspended Particulate	g/s	-	Calculate	0.154	-	-	0.61
Sulfur Dioxide	ppm	Midget Impinger	Titrimetric Method (U.S. EPA Method 6)	354	319	950	907
Sulfur Dioxide	mg/m ³	Midget Impinger	Titrimetric Method (U.S. EPA Method 6)	927	836	-	2,374
Emission Rate of Sulfur Dioxide	g/s	-	Calculate	1.95	-	-	8.00
Oxides of Nitrogen	ppm	Vacuum Flask	Colorimetric Method (U.S. EPA Method 7)	131	118	200	-
Oxides of Nitrogen	mg/m ³	Vacuum Flask	Colorimetric Method (U.S. EPA Method 7)	246	222	376	350
Emission Rate of Oxides of Nitrogen	g/s	-	Calculate	0.520	-	-	1.07
Carbon Monoxide	ppm	Gas Bag	Non-Dispersive Infrared Detection Method (U.S. EPA Method 10)	41	37	690	-
Carbon Monoxide	mg/m ³	Gas Bag	Non-Dispersive Infrared Detection Method (U.S. EPA Method 10)	47	42	790	-
Emission Rate of Carbon Monoxide	g/s	-	Calculate	0.099	-	-	-



Ref. No. A058/03/24

Report No. 2403/112

338/12/65


Stack Air Quality Analysis Report

Remark:

- Type of Fuel: Heavy Oil Grade C
 - Fuel Consumption Rate: 14 L/min
 - Capacity: 8 million kcal/hr
 - Flow rate (Qsd) and pollutants are calculated under standard condition at 1 atmosphere or 760 mmHg and temperature 25 degree celsius and dry basis
- Standard^[1] = Industrial Emission Standards, Notification of the Ministry of Industry B.E. 2549
- Standard^[2] = Standard of EIA

Reported results refer to submitted samples only.

Do not copy partial of this analysis report without official approval.



----- End of Report -----



Ref. No. A059/03/24

Report No. 2403/112

338/12/65

Stack Air Quality Analysis Report

Company : Asia Pet (Thailand) Limited
Project Location : 61/1 Moo 11, Bangnga-Thakhleng Road, Kaosamorkorn,
Tawung, Lopburi
Client Name/Address : Mr. D.N. Pargain
Sampling by : Adul Daengklor (ว-011-ค-0023)
S.P.S. Consulting Service Co., Ltd. (ว-011)

Sampling Date : 4 March 2024
Date Received : 7 March 2024
Date of Analysis : 7-19 March 2024
Date Reported : 20 March 2024

Parameter	Unit	Sampling Method	Analytical Method	HTM Heater Stack No. 2		Standard	
						[1]	[2]
Sampling Time	-	-	-	09:30-10:12		-	-
Height	m.	-	-	35.0		-	-
Diameter	cm.	-	-	68.0		-	-
Barometric Pressure	mmHg	-	-	756.06		-	-
Absolute Stack Gas Pressure	mmHg	-	-	755.31		-	-
Dry Gas Meter Temperature	°C	-	-	33.6		-	-
Stack Temperature	°C	-	-	215		-	-
Moisture	%	-	-	5.94		-	-
Velocity	m/s	-	-	10.05		-	-
Flow Rate (Qsd)	m ³ /s	-	-	2.084		-	-
Carbon Dioxide	%	-	-	11.06		-	-
Oxygen	%	-	-	6.3	7.0	-	-
Excess Air	%	-	-	40.59	50.0	-	-
Total Suspended Particulate	mg/m ³	Isokinetic	Gravimetric Method (U.S. EPA Method 5)	64	60	240	200
Emission Rate of Total Suspended Particulate	g/s	-	Calculate	0.133	-	-	0.44
Sulfur Dioxide	ppm	Midget Impinger	Titrimetric Method (U.S. EPA Method 6)	151	141	950	907
Sulfur Dioxide	mg/m ³	Midget Impinger	Titrimetric Method (U.S. EPA Method 6)	395	370	-	2,374
Emission Rate of Sulfur Dioxide	g/s	-	Calculate	0.824	-	-	5.21
Oxides of Nitrogen	ppm	Vacuum Flask	Colorimetric Method (U.S. EPA Method 7)	123	115	200	-
Oxides of Nitrogen	mg/m ³	Vacuum Flask	Colorimetric Method (U.S. EPA Method 7)	231	217	376	350
Emission Rate of Oxides of Nitrogen	g/s	-	Calculate	0.482	-	-	0.77
Carbon Monoxide	ppm	Gas Bag	Non-Dispersive Infrared Detection Method (U.S. EPA Method 10)	21	20	690	-
Carbon Monoxide	mg/m ³	Gas Bag	Non-Dispersive Infrared Detection Method (U.S. EPA Method 10)	24	23	790	-
Emission Rate of Carbon Monoxide	g/s	-	Calculate	0.050	-	-	-



Ref. No. A059/03/24

Report No. 2403/112

338/12/65


Stack Air Quality Analysis Report

Remark:

- Type of Fuel: Heavy Oil Grade C
 - Fuel Consumption Rate: 8 L/min
 - Capacity: 8 million kcal/hr
 - Flow rate (Qsd) and pollutants are calculated under standard condition at 1 atmosphere or 760 mmHg and temperature 25 degree celsius and dry basis
- Standard^[1] = Industrial Emission Standards, Notification of the Ministry of Industry B.E. 2549
- Standard^[2] = Standard of EIA

Reported results refer to submitted samples only.

Do not copy partial of this analysis report without official approval.



----- End of Report -----



Ref. No. A060/03/24

Report No. 2403/112

338/12/65

Stack Air Quality Analysis Report

Company : Asia Pet (Thailand) Limited
Project Location : 61/1 Moo 11, Bangngha-Thakhlom Road, Kaosamorkorn,
Tawung, Lopburi
Client Name/Address : Mr. D.N. Pargain
Sampling by : Adul Daengkrom (ว-011-ค-0023)
S.P.S. Consulting Service Co., Ltd. (ว-011)

Sampling Date : 6 March 2024
Date Received : 7 March 2024
Date of Analysis : 7-19 March 2024
Date Reported : 20 March 2024

Parameter	Unit	Sampling Method	Analytical Method	Catalytic Off Gas Incinerator Stack of CP1	Standard	
					[1]	[2]
Sampling Time	-	-	-	14:30-15:12	-	-
Height	m.	-	-	30.0	-	-
Diameter	cm.	-	-	34.0	-	-
Barometric Pressure	mmHg	-	-	756.06	-	-
Absolute Stack Gas Pressure	mmHg	-	-	755.70	-	-
Dry Gas Meter Temperature	°C	-	-	36.5	-	-
Stack Temperature	°C	-	-	209	-	-
Moisture	%	-	-	3.97	-	-
Velocity	m/s	-	-	10.45	-	-
Flow Rate (Qsd)	m ³ /s	-	-	0.560	-	-
Carbon Dioxide	%	-	-	0.40	-	-
Oxygen	%	-	-	20.3	-	-
Oxides of Nitrogen	ppm	Vacuum Flask	Colorimetric Method (U.S. EPA Method 7)	14	200	-
Oxides of Nitrogen	mg/m ³	Vacuum Flask	Colorimetric Method (U.S. EPA Method 7)	26	376	200
Emission Rate of Oxides of Nitrogen	g/s	-	Calculate	0.015	-	-
Carbon Monoxide	ppm	Gas Bag	Non-Dispersive Infrared Detection Method (U.S. EPA Method 10)	25	690	-
Carbon Monoxide	mg/m ³	Gas Bag	Non-Dispersive Infrared Detection Method (U.S. EPA Method 10)	29	790	100
Emission Rate of Carbon Monoxide	g/s	-	Calculate	0.016	-	-



Ref. No. A060/03/24

Report No. 2403/112

338/12/65


Stack Air Quality Analysis Report

Remark:

- Flow rate (Qsd) and pollutants are calculated under standard condition at 1 atmosphere or 760 mmHg and temperature 25 degree celsius and dry basis
- Standard^[1] = Industrial Emission Standards, Notification of the Ministry of Industry B.E. 2549
- Standard^[2] = Standard of EIA (Clean gas values refer to actual measured oxygen content.)

Reported results refer to submitted samples only.

Do not copy partial of this analysis report without official approval.



----- End of Report -----



Ref. No. A060/03/24

Report No. 2403/112_1

338/12/65

Stack Air Quality Analysis Report

Company : Asia Pet (Thailand) Limited
Project Location : 61/1 Moo 11, Bangnga-Thaklong Road, Kaosamorkorn,
Tawung, Lopburi
Client Name/Address : Mr. D.N. Pargain
Sampling by : Adul Daengklong
S.P.S. Consulting Service Co., Ltd.

Sampling Date : 6 March 2024
Date Received : 7 March 2024
Date of Analysis : 7-19 March 2024
Date Reported : 20 March 2024

Parameter	Unit	Sampling Method	Analytical Method	Catalytic Off Gas Incinerator Stack of CP1	Standard	
					[1]	[2]
Sampling Time	-	-	-	14:30-15:12	-	-
Height	m.	-	-	30.0	-	-
Diameter	cm.	-	-	34.0	-	-
Barometric Pressure	mmHg	-	-	756.06	-	-
Absolute Stack Gas Pressure	mmHg	-	-	755.70	-	-
Dry Gas Meter Temperature	°C	-	-	36.5	-	-
Stack Temperature	°C	-	-	209	-	-
Moisture	%	-	-	3.97	-	-
Velocity	m/s	-	-	10.45	-	-
Flow Rate (Qsd)	m ³ /s	-	-	0.560	-	-
Carbon Dioxide	%	-	-	0.40	-	-
Oxygen	%	-	-	20.3	-	-
Acetaldehyde	mg/m ³	Sorbent Tube	GC/FID (U.S. EPA Method 18)	<0.2	-	-
Acetaldehyde	µg/m ³	Sorbent Tube	GC/FID (U.S. EPA Method 18)	<200	-	-
Emission Rate of Acetaldehyde	g/s	-	Calculate	<0.001	-	-

Remark:

- Flow rate (Qsd) and pollutants are calculated under standard condition at 1 atmosphere or 760 mmHg and temperature 25 degree celsius and dry basis

Standard^[1] = Industrial Emission Standards, Notification of the Ministry of Industry B.E. 2549

Standard^[2] = Standard of EIA (Clean gas values refer to actual measured oxygen content.)

Reported results refer to submitted samples only.

Do not copy partial of this analysis report without official approval.



----- End of Report -----



Ref. No. A060/03/24

Report No. 2403/112_2

338/12/65

Stack Air Quality Analysis Report

Company : Asia Pet (Thailand) Limited
Project Location : 61/1 Moo 11, Bangngha-Thakhleng Road, Kaosamorkorn,
Tawung, Lopburi
Client Name/Address : Mr. D.N. Pargain
Sampling by : Adul Daengklom
S.P.S. Consulting Service Co., Ltd.

Sampling Date : 6 March 2024
Date Received : 7 March 2024
Date of Analysis : 7-19 March 2024
Date Reported : 20 March 2024

Parameter	Unit	Sampling Method	Analytical Method	Catalytic Off Gas Incinerator Stack of CP1	Standard	
					[1]	[2]
Sampling Time	-	-	-	14:30-15:12	-	-
Height	m.	-	-	30.0	-	-
Diameter	cm.	-	-	34.0	-	-
Barometric Pressure	mmHg	-	-	756.06	-	-
Absolute Stack Gas Pressure	mmHg	-	-	755.70	-	-
Dry Gas Meter Temperature	°C	-	-	36.5	-	-
Stack Temperature	°C	-	-	209	-	-
Moisture	%	-	-	3.97	-	-
Velocity	m/s	-	-	10.45	-	-
Flow Rate (Qsd)	m ³ /s	-	-	0.560	-	-
Carbon Dioxide	%	-	-	0.40	-	-
Oxygen	%	-	-	20.3	-	-
Total VOC	mg/m ³	Gas Bag	VOC Analyzer (PID)	18	-	20
Emission Rate of Total VOC	g/s	-	Calculate	0.010	-	-

Remark:


- Flow rate (Qsd) and pollutants are calculated under standard condition at 1 atmosphere or 760 mmHg and temperature 25 degree celsius and dry basis

Standard^[1] = Industrial Emission Standards, Notification of the Ministry of Industry B.E. 2549

Standard^[2] = Standard of EIA

Reported results refer to submitted samples only.

Do not copy partial of this analysis report without official approval.



----- End of Report -----



Ref. No. A061/03/24

Report No. 2403/112

338/12/65

Stack Air Quality Analysis Report

Company : Asia Pet (Thailand) Limited
Project Location : 61/1 Moo 11, Bangnga-Thakhlom Road, Kaosamorkorn,
Tawung, Lopburi
Client Name/Address : Mr. D.N. Pargain
Sampling by : Adul Daengkrom (ว-011-ค-0023)
S.P.S. Consulting Service Co., Ltd. (ว-011)

Sampling Date : 4 March 2024
Date Received : 7 March 2024
Date of Analysis : 7-19 March 2024
Date Reported : 20 March 2024

Parameter	Unit	Sampling Method	Analytical Method	Catalytic Off Gas Incinerator Stack of CP2	Standard	
					[1]	[2]
Sampling Time	-	-	-	11:00-11:42	-	-
Height	m.	-	-	30.0	-	-
Diameter	cm.	-	-	30.0	-	-
Barometric Pressure	mmHg	-	-	756.06	-	-
Absolute Stack Gas Pressure	mmHg	-	-	755.78	-	-
Dry Gas Meter Temperature	°C	-	-	35.5	-	-
Stack Temperature	°C	-	-	210	-	-
Moisture	%	-	-	4.48	-	-
Velocity	m/s	-	-	9.06	-	-
Flow Rate (Qsd)	m ³ /s	-	-	0.375	-	-
Carbon Dioxide	%	-	-	1.93	-	-
Oxygen	%	-	-	17.6	-	-
Oxides of Nitrogen	ppm	Vacuum Flask	Colorimetric Method (U.S. EPA Method 7)	8	200	-
Oxides of Nitrogen	mg/m ³	Vacuum Flask	Colorimetric Method (U.S. EPA Method 7)	15	376	200
Emission Rate of Oxides of Nitrogen	g/s	-	Calculate	0.006	-	-
Carbon Monoxide	ppm	Gas Bag	Non-Dispersive Infrared Detection Method (U.S. EPA Method 10)	22	690	-
Carbon Monoxide	mg/m ³	Gas Bag	Non-Dispersive Infrared Detection Method (U.S. EPA Method 10)	25	790	100
Emission Rate of Carbon Monoxide	g/s	-	Calculate	0.009	-	-



Ref. No. A061/03/24

Report No. 2403/112

338/12/65


Stack Air Quality Analysis Report

Remark:

- Flow rate (Qsd) and pollutants are calculated under standard condition at 1 atmosphere or 760 mmHg and temperature 25 degree celsius and dry basis
- Standard^[1] = Industrial Emission Standards, Notification of the Ministry of Industry B.E. 2549
- Standard^[2] = Standard of EIA (Clean gas values refer to actual measured oxygen content.)

Reported results refer to submitted samples only.

Do not copy partial of this analysis report without official approval.



----- End of Report -----



Ref. No. A061/03/24

Report No. 2403/112_1

338/12/65

Stack Air Quality Analysis Report

Company : Asia Pet (Thailand) Limited
Project Location : 61/1 Moo 11, Bangnga-Thakhleng Road, Kaosamorkorn,
Tawung, Lopburi
Client Name/Address : Mr. D.N. Pargain
Sampling by : Adul Daengklom
S.P.S. Consulting Service Co., Ltd.

Sampling Date : 4 March 2024
Date Received : 7 March 2024
Date of Analysis : 7-19 March 2024
Date Reported : 20 March 2024

Parameter	Unit	Sampling Method	Analytical Method	Catalytic Off Gas Incinerator Stack of CP2	Standard	
					[1]	[2]
Sampling Time	-	-	-	11:00-11:42	-	-
Height	m.	-	-	30.0	-	-
Diameter	cm.	-	-	30.0	-	-
Barometric Pressure	mmHg	-	-	756.06	-	-
Absolute Stack Gas Pressure	mmHg	-	-	755.78	-	-
Dry Gas Meter Temperature	°C	-	-	35.5	-	-
Stack Temperature	°C	-	-	210	-	-
Moisture	%	-	-	4.48	-	-
Velocity	m/s	-	-	9.06	-	-
Flow Rate (Qsd)	m ³ /s	-	-	0.375	-	-
Carbon Dioxide	%	-	-	1.93	-	-
Oxygen	%	-	-	17.6	-	-
Acetaldehyde	mg/m ³	Sorbent Tube	GC/FID (U.S. EPA Method 18)	<0.2	-	-
Acetaldehyde	µg/m ³	Sorbent Tube	GC/FID (U.S. EPA Method 18)	<200	-	-
Emission Rate of Acetaldehyde	g/s	-	Calculate	<0.001	-	-

Remark:


- Flow rate (Qsd) and pollutants are calculated under standard condition at 1 atmosphere or 760 mmHg and temperature 25 degree celsius and dry basis

Standard^[1] = Industrial Emission Standards, Notification of the Ministry of Industry B.E. 2549

Standard^[2] = Standard of EIA (Clean gas values refer to actual measured oxygen content.)

Reported results refer to submitted samples only.

Do not copy partial of this analysis report without official approval.



----- End of Report -----



Ref. No. A061/03/24

Report No. 2403/112_2

338/12/65

Stack Air Quality Analysis Report

Company : Asia Pet (Thailand) Limited
Project Location : 61/1 Moo 11, Bangngha-Thakhlom Road, Kaosamorkorn,
Tawung, Lopburi
Client Name/Address : Mr. D.N. Pargain
Sampling by : Adul Daengklor
S.P.S. Consulting Service Co., Ltd.

Sampling Date : 4 March 2024
Date Received : 7 March 2024
Date of Analysis : 7-19 March 2024
Date Reported : 20 March 2024

Parameter	Unit	Sampling Method	Analytical Method	Catalytic Off Gas Incinerator Stack of CP2	Standard	
					[1]	[2]
Sampling Time	-	-	-	11:00-11:42	-	-
Height	m.	-	-	30.0	-	-
Diameter	cm.	-	-	30.0	-	-
Barometric Pressure	mmHg	-	-	756.06	-	-
Absolute Stack Gas Pressure	mmHg	-	-	755.78	-	-
Dry Gas Meter Temperature	°C	-	-	35.5	-	-
Stack Temperature	°C	-	-	210	-	-
Moisture	%	-	-	4.48	-	-
Velocity	m/s	-	-	9.06	-	-
Flow Rate (Qsd)	m ³ /s	-	-	0.375	-	-
Carbon Dioxide	%	-	-	1.93	-	-
Oxygen	%	-	-	17.6	-	-
Total VOC	mg/m ³	Gas Bag	VOC Analyzer (PID)	18	-	20
Emission Rate of Total VOC	g/s	-	Calculate	0.007	-	-

Remark:


- Flow rate (Qsd) and pollutants are calculated under standard condition at 1 atmosphere or 760 mmHg and temperature 25 degree celsius and dry basis

Standard^[1] = Industrial Emission Standards, Notification of the Ministry of Industry B.E. 2549

Standard^[2] = Standard of EIA

Reported results refer to submitted samples only.

Do not copy partial of this analysis report without official approval.



----- End of Report -----

ระดับเสียงในบรรยากาศ



BY020/03/67

338/12/65

Noise Level Report

Project : Asia Pet (Thailand) Co., Ltd. Sampling Date : 5-6 March 2024
Project Location : 61/1 Moo 11, Bangngha-Thaklong Road Date Reported : 18 March 2024
Tambon Kaosamorkorn, Amphur Tawung, Lopburi
Client Name/Address : Asia Pet (Thailand) Co., Ltd.
Sampling By : S.P.S. Consulting Service Co., Ltd.

Time	The East of the Project Boundary (E)		Standard		
	L _{eq} 1 hr [dB(A)]	L ₉₀ [dB(A)]			
11:00-12:00	68.4	65.7	-		
12:00-13:00	66.2	65.6	-		
13:00-14:00	66.4	65.7	-		
14:00-15:00	67.1	65.6	-		
15:00-16:00	66.3	65.7	-		
16:00-17:00	66.3	65.6	-		
17:00-18:00	67.0	65.9	-		
18:00-19:00	68.2	66.7	-		
19:00-20:00	66.8	66.3	-		
20:00-21:00	66.5	66.0	-		
21:00-22:00	66.8	66.4	-		
22:00-23:00	67.2	66.5	-		
23:00-00:00	67.1	66.6	-		
00:00-01:00	67.0	66.6	-		
01:00-02:00	67.0	66.7	-		
02:00-03:00	67.0	66.6	-		
03:00-04:00	66.9	66.5	-		
04:00-05:00	67.1	66.6	-		
05:00-06:00	69.5	66.5	-		
06:00-07:00	67.0	66.3	-		
07:00-08:00	66.8	66.3	-		
08:00-09:00	68.4	66.4	-		
09:00-10:00	67.6	66.3	-		
10:00-11:00	67.0	66.1	-		
L _{eq} 24 hr [dB(A)]	67.2	-	Less Than 70.0		
L _{max} [dB(A)]	90.0	-	Less Than 115.0		
L _{dn} [dB(A)]	73.8	-	-		
-	Sound Level Meter Data		-		
	Calibrate Sheet No.: Noise B_049/24				
	03 March 2024				
	SLM No.	Brand		Model	Serial No.
	ACO-B41	ACO		6236	00192032
	Actual Reading [dB]				
	Before Adjustment			After Adjustment	
	94.1			94.0	

Remark:


Standard = Nuisance Noise and Noise Level from Factory Activities, Notification of the Ministry of Industry, B.E. 2548 (2005)

Sampling Method = Sound Level Meter

Acoustic Calibrator, ACO, Model 2127, S/N: 130006

Reported results refer to measurement time only.

Do not copy partial of this measurement report without official approval.





BY020/03/67

338/12/65

Noise Level Report

Project : Asia Pet (Thailand) Co., Ltd. Sampling Date : 5-6 March 2024
Project Location : 61/1 Moo 11, Bangnga-Thaklong Road Date Reported : 18 March 2024
Tambon Kaosamorkorn, Amphur Tawung, Lopburi
Client Name/Address : Asia Pet (Thailand) Co., Ltd.
Sampling By : S.P.S. Consulting Service Co., Ltd.

Time	The South of the project boundary (S)		Standard		
	L _{eq} 1 hr [dB(A)]	L ₉₀ [dB(A)]			
11:00-12:00	68.7	67.6	-		
12:00-13:00	68.4	67.6	-		
13:00-14:00	68.1	67.3	-		
14:00-15:00	69.5	68.3	-		
15:00-16:00	70.7	67.3	-		
16:00-17:00	69.2	67.6	-		
17:00-18:00	70.1	68.6	-		
18:00-19:00	70.3	68.1	-		
19:00-20:00	68.7	67.8	-		
20:00-21:00	69.9	68.3	-		
21:00-22:00	69.1	67.9	-		
22:00-23:00	70.9	68.9	-		
23:00-00:00	69.9	67.7	-		
00:00-01:00	68.2	67.4	-		
01:00-02:00	68.0	67.2	-		
02:00-03:00	69.4	68.7	-		
03:00-04:00	69.4	68.5	-		
04:00-05:00	70.1	68.4	-		
05:00-06:00	70.4	68.2	-		
06:00-07:00	69.0	68.0	-		
07:00-08:00	69.0	68.1	-		
08:00-09:00	68.6	67.8	-		
09:00-10:00	69.7	68.4	-		
10:00-11:00	70.2	69.0	-		
L _{eq} 24 hr [dB(A)]	69.5	-	Less Than 70.0		
L _{max} [dB(A)]	99.5	-	Less Than 115.0		
L _{dn} [dB(A)]	76.0	-	-		
-	Sound Level Meter Data		-		
	Calibrate Sheet No.: Noise B 049/24				
	03 March 2024				
	SLM No.	Brand		Model	Serial No.
	ACO-B34	ACO		6236	00192025
	Actual Reading [dB]				
	Before Adjustment			After Adjustment	
94.0		94.0			

Remark:


Standard = Nuisance Noise and Noise Level from Factory Activities, Notification of the Ministry of Industry, B.E. 2548 (2005)

Sampling Method = Sound Level Meter

Acoustic Calibrator, ACO, Model 2127, S/N. 130006

Reported results refer to measurement time only.

Do not copy partial of this measurement report without official approval.





BY020/03/67

338/12/65

Noise Level Report

Project : Asia Pet (Thailand) Co., Ltd. Sampling Date : 5-6 March 2024
Project Location : 61/1 Moo 11, Bangnga-Thaklong Road Date Reported : 18 March 2024
Tambon Kaosamorkorn, Amphur Tawung, Lopburi
Client Name/Address : Asia Pet (Thailand) Co., Ltd.
Sampling By : S.P.S. Consulting Service Co., Ltd.

Time	The West of the project boundary (W)		Standard
	L _{eq} 1 hr [dB(A)]	L ₉₀ [dB(A)]	
11:00-12:00	60.7	56.4	-
12:00-13:00	60.7	56.3	-
13:00-14:00	59.9	56.2	-
14:00-15:00	61.3	56.8	-
15:00-16:00	62.0	57.6	-
16:00-17:00	61.1	57.9	-
17:00-18:00	60.3	57.3	-
18:00-19:00	63.5	57.2	-
19:00-20:00	64.0	58.9	-
20:00-21:00	60.8	57.4	-
21:00-22:00	58.4	56.4	-
22:00-23:00	58.6	56.4	-
23:00-00:00	60.7	56.3	-
00:00-01:00	57.1	56.3	-
01:00-02:00	57.3	56.1	-
02:00-03:00	57.3	56.5	-
03:00-04:00	57.9	56.6	-
04:00-05:00	58.6	57.0	-
05:00-06:00	63.7	60.2	-
06:00-07:00	64.0	58.7	-
07:00-08:00	60.7	57.1	-
08:00-09:00	61.5	57.2	-
09:00-10:00	61.6	57.5	-
10:00-11:00	62.9	57.4	-
L _{eq} 24 hr [dB(A)]	61.1	-	Less Than 70.0
L _{max} [dB(A)]	96.7	-	Less Than 115.0
L _{dn} [dB(A)]	66.9	-	-
-	Sound Level Meter Data		-
	Calibrate Sheet No.: Noise B 049/24		
	03 March 2024		
	SLM No.	Brand	
	ACO-B37	ACO	
	Model	Serial No.	
	6236	00192028	
Actual Reading [dB]			
Before Adjustment		After Adjustment	
94.0		94.0	

Remark:


Standard = Nuisance Noise and Noise Level from Factory Activities, Notification of the Ministry of Industry, B.E. 2548 (2005)

Sampling Method = Sound Level Meter

Acoustic Calibrator, ACO, Model 2127, S/N: 130006

Reported results refer to measurement time only.

Do not copy partial of this measurement report without official approval.





BY020/03/67

338/12/65

Noise Level Report

Project : Asia Pet (Thailand) Co., Ltd. Sampling Date : 5-6 March 2024
Project Location : 61/1 Moo 11, Bangngha-Thaklong Road Date Reported : 18 March 2024
Tambon Kaosamorkorn, Amphur Tawung, Lopburi
Client Name/Address : Asia Pet (Thailand) Co., Ltd.
Sampling By : S.P.S. Consulting Service Co., Ltd.

Time	The North of the project boundary (N)		Standard
	L _{eq} 1 hr [dB(A)]	L ₉₀ [dB(A)]	
11:00-12:00	62.3	60.3	-
12:00-13:00	66.4	60.0	-
13:00-14:00	62.2	60.9	-
14:00-15:00	65.0	60.7	-
15:00-16:00	66.7	61.6	-
16:00-17:00	68.5	61.2	-
17:00-18:00	65.7	61.9	-
18:00-19:00	66.5	61.0	-
19:00-20:00	64.9	62.0	-
20:00-21:00	65.3	62.7	-
21:00-22:00	63.5	58.4	-
22:00-23:00	64.9	58.7	-
23:00-00:00	65.2	61.9	-
00:00-01:00	62.4	60.8	-
01:00-02:00	62.2	59.7	-
02:00-03:00	62.0	59.5	-
03:00-04:00	61.7	59.8	-
04:00-05:00	64.7	61.9	-
05:00-06:00	65.0	61.1	-
06:00-07:00	63.4	61.5	-
07:00-08:00	62.9	58.5	-
08:00-09:00	62.9	58.2	-
09:00-10:00	64.9	59.6	-
10:00-11:00	66.3	63.2	-
L _{eq} 24 hr [dB(A)]	64.8	-	Less Than 70.0
L _{max} [dB(A)]	98.3	-	Less Than 115.0
L _{dn} [dB(A)]	70.4	-	-
	Sound Level Meter Data		-
	Calibrate Sheet No.: Noise B_049/24		
	03 March 2024		
	SLM No.	Brand	
	ACO-B40	ACO	
	Model	Serial No.	
	6236	00192031	
	Actual Reading [dB]		
Before Adjustment		After Adjustment	
94.0		94.0	

Remark:


Standard = Nuisance Noise and Noise Level from Factory Activities, Notification of the Ministry of Industry, B.E. 2548 (2005)

Sampling Method = Sound Level Meter

Acoustic Calibrator, ACO, Model 2127, S/N. 130006

Reported results refer to measurement time only.

Do not copy partial of this measurement report without official approval.





BY020/03/67

338/12/65

Noise Level Report

Project : Asia Pet (Thailand) Co., Ltd. Sampling Date : 5-6 March 2024
Project Location : 61/1 Moo 11, Bangngha-Thaklong Road Date Reported : 18 March 2024
Tambon Kaosamorkorn, Amphur Tawung, Lopburi
Client Name/Address : Asia Pet (Thailand) Co., Ltd.
Sampling By : S.P.S. Consulting Service Co., Ltd.

Time	Khao Samo Khon Public Health Center		Standard
	L_{eq} 1 hr [dB(A)]	L_{90} [dB(A)]	
11:00-12:00	57.4	47.3	-
12:00-13:00	56.7	46.1	-
13:00-14:00	56.8	45.8	-
14:00-15:00	56.7	47.1	-
15:00-16:00	56.1	46.4	-
16:00-17:00	56.7	47.2	-
17:00-18:00	56.8	47.9	-
18:00-19:00	56.6	47.3	-
19:00-20:00	54.7	45.5	-
20:00-21:00	53.1	43.8	-
21:00-22:00	53.0	43.1	-
22:00-23:00	50.7	41.1	-
23:00-00:00	50.3	41.5	-
00:00-01:00	47.8	41.4	-
01:00-02:00	49.1	41.9	-
02:00-03:00	49.3	42.4	-
03:00-04:00	49.9	41.7	-
04:00-05:00	50.5	42.2	-
05:00-06:00	52.8	42.5	-
06:00-07:00	58.7	48.5	-
07:00-08:00	58.9	49.4	-
08:00-09:00	58.4	50.2	-
09:00-10:00	59.7	50.2	-
10:00-11:00	58.2	48.0	-
L_{eq} 24 hr [dB(A)]	55.8	-	Less Than 70.0
L_{max} [dB(A)]	86.0	-	Less Than 115.0
L_{dn} [dB(A)]	59.9	-	-
-	Sound Level Meter Data		
	Calibrate Sheet No.: Noise B 049 1/24		03 March 2024
	SLM No.	Brand	Model
	CR-B01	Cirrus	CR161B
	Actual Reading [dB]		
	Before Adjustment		After Adjustment
	94.0		94.0

Remark:


Standard = Community Noise Standards, Notification of the National Environment Board, No. 15, B.E. 2540 (1997)

Sampling Method = Sound Level Meter

Acoustic Calibrator, CIRRUS, Model CR515, S/N. 92002

Reported results refer to measurement time only.

Do not copy partial of this measurement report without official approval.





BY020/03/67

338/12/65

Noise Level Report

Project : Asia Pet (Thailand) Co., Ltd. Sampling Date : 5-6 March 2024
Project Location : 61/1 Moo 11, Bangnga-Thaklong Road Date Reported : 18 March 2024
Tambon Kaosamorkorn, Amphur Tawung, Lopburi
Client Name/Address : Asia Pet (Thailand) Co., Ltd.
Sampling By : S.P.S. Consulting Service Co., Ltd.

Time	Tham Khao Tako School		Standard
	L _{eq} 1 hr [dB(A)]	L ₉₀ [dB(A)]	
12:00-13:00	51.7	41.9	-
13:00-14:00	52.3	41.5	-
14:00-15:00	51.9	42.4	-
15:00-16:00	51.9	41.8	-
16:00-17:00	54.4	43.5	-
17:00-18:00	55.8	45.6	-
18:00-19:00	53.3	42.6	-
19:00-20:00	52.8	47.7	-
20:00-21:00	52.0	49.2	-
21:00-22:00	50.4	47.4	-
22:00-23:00	48.2	45.6	-
23:00-00:00	46.1	44.6	-
00:00-01:00	46.6	43.9	-
01:00-02:00	46.5	43.3	-
02:00-03:00	48.2	46.9	-
03:00-04:00	49.4	46.0	-
04:00-05:00	46.8	44.1	-
05:00-06:00	47.4	41.7	-
06:00-07:00	52.8	45.4	-
07:00-08:00	53.8	46.4	-
08:00-09:00	53.6	45.0	-
09:00-10:00	54.4	44.5	-
10:00-11:00	55.5	43.0	-
11:00-12:00	52.3	42.6	-
L _{eq} 24 hr [dB(A)]	52.1	-	Less Than 70.0
L _{max} [dB(A)]	83.6	-	Less Than 115.0
L _{dn} [dB(A)]	56.1	-	-
-	Sound Level Meter Data		-
	Calibrate Sheet No.: Noise B 049 1/24		
	03 March 2024		
	SLM No.	Brand	
	CR-B09	Cirrus	
	Model	Serial No.	
	CR161B	G301401	
-	Actual Reading [dB]		-
	Before Adjustment	After Adjustment	
	94.0	94.0	

Remark:


Standard = Community Noise Standards, Notification of the National Environment Board, No. 15, B.E. 2540 (1997)

Sampling Method = Sound Level Meter

Acoustic Calibrator, CIRRUS, Model CR515, S/N. 92002

Reported results refer to measurement time only.

Do not copy partial of this measurement report without official approval.





BY020/03/67

338/12/65

Nuisance Noise Level Report

Project : Asia Pet (Thailand) Co., Ltd.

Sampling Date : 5-6 March 2024

Project Location : 61/1 Moo 11, Bangngha-Thaklong Road

Date Reported : 18 March 2024

Tambon Kaosamorkorn, Amphur Tawung, Lopburi

Client Name/Address : Asia Pet (Thailand) Co., Ltd.

Sampling By : S.P.S. Consulting Service Co., Ltd.

Time	Khao Samo Khon Public Health Center				
	Source Of Noise Level L_{eq} [dB(A)]	Residual Noise Level** L_{eq} [dB(A)]	Specific Noise Level L_{eq} [dB(A)]	Background Noise Level** L_{90} [dB(A)]	Nuisance Noise Level [dB(A)]
11:00-11:05	55.1	55.9	*	50.5	*
11:05-11:10	52.7	55.9	*	50.5	*
11:10-11:15	55.6	55.9	*	50.5	*
11:15-11:20	59.4	55.9	59.8	50.5	9.3
11:20-11:25	57.8	55.9	56.3	50.5	5.8
11:25-11:30	58.5	55.9	58.0	50.5	7.5
11:30-11:35	59.0	55.9	59.1	50.5	8.6
11:35-11:40	58.0	55.9	56.8	50.5	6.3
11:40-11:45	57.6	55.9	55.7	50.5	5.2
11:45-11:50	58.4	55.9	57.8	50.5	7.3
11:50-11:55	55.8	55.9	*	50.5	*
11:55-12:00	56.4	55.9	49.8	50.5	-0.7
12:00-12:05	57.1	54.8	56.2	50.1	6.1
12:05-12:10	58.9	54.8	59.8	50.1	9.7
12:10-12:15	58.3	54.8	58.7	50.1	8.6
12:15-12:20	55.4	54.8	49.5	50.1	-0.6
12:20-12:25	56.1	54.8	53.2	50.1	3.1
12:25-12:30	54.2	54.8	*	50.1	*
12:30-12:35	55.5	54.8	50.2	50.1	0.1
12:35-12:40	56.4	54.8	54.3	50.1	4.2
12:40-12:45	57.6	54.8	57.4	50.1	7.3
12:45-12:50	54.8	54.8	*	50.1	*
12:50-12:55	56.4	54.8	54.3	50.1	4.2
12:55-13:00	57.7	54.8	57.6	50.1	7.5
13:00-13:05	58.4	54.6	59.1	49.9	9.2
13:05-13:10	57.0	54.6	56.3	49.9	6.4
13:10-13:15	58.8	54.6	59.7	49.9	9.8
13:15-13:20	56.1	54.6	53.8	49.9	3.9
13:20-13:25	56.5	54.6	55.0	49.9	5.1
13:25-13:30	55.7	54.6	52.2	49.9	2.3
13:30-13:35	58.2	54.6	58.7	49.9	8.8
13:35-13:40	55.5	54.6	51.2	49.9	1.3
13:40-13:45	54.0	54.6	*	49.9	*
13:45-13:50	58.0	54.6	58.3	49.9	8.4
13:50-13:55	55.4	54.6	50.7	49.9	0.8
13:55-14:00	54.6	54.6	*	49.9	*
14:00-14:05	55.9	54.7	52.7	49.7	3.0
14:05-14:10	58.1	54.7	58.4	49.7	8.7
14:10-14:15	57.9	54.7	58.1	49.7	8.4
14:15-14:20	56.0	54.7	53.1	49.7	3.4
14:20-14:25	54.9	54.7	44.4	49.7	-5.3
14:25-14:30	55.9	54.7	52.7	49.7	3.0
14:30-14:35	56.6	54.7	55.1	49.7	5.4
14:35-14:40	58.3	54.7	58.8	49.7	9.1
14:40-14:45	56.9	54.7	55.9	49.7	6.2
14:45-14:50	57.5	54.7	57.3	49.7	7.6
14:50-14:55	52.8	54.7	*	49.7	*
14:55-15:00	57.2	54.7	56.6	49.7	6.9



BY020/03/67

338/12/65

Nuisance Noise Level Report

Time	Khao Samo Khon Public Health Center				
	Source Of Noise Level	Residual Noise Level**	Specific Noise Level	Background Noise Level**	Nuisance Noise Level
	L_{eq} [dB(A)]	L_{eq} [dB(A)]	L_{eq} [dB(A)]	L_{90} [dB(A)]	[dB(A)]
15:00-15:05	55.1	55.0	41.7	46.0	-4.3
15:05-15:10	56.6	55.0	54.5	46.0	8.5
15:10-15:15	56.4	55.0	53.8	46.0	7.8
15:15-15:20	55.9	55.0	51.6	46.0	5.6
15:20-15:25	56.0	55.0	52.1	46.0	6.1
15:25-15:30	57.1	55.0	55.9	46.0	9.9
15:30-15:35	56.8	55.0	55.1	46.0	9.1
15:35-15:40	56.3	55.0	53.4	46.0	7.4
15:40-15:45	55.1	55.0	41.7	46.0	-4.3
15:45-15:50	56.4	55.0	53.8	46.0	7.8
15:50-15:55	56.5	55.0	54.2	46.0	8.2
15:55-16:00	54.2	55.0	*	46.0	*
16:00-16:05	57.7	56.4	54.8	47.7	7.1
16:05-16:10	57.0	56.4	51.1	47.7	3.4
16:10-16:15	57.6	56.4	54.4	47.7	6.7
16:15-16:20	57.2	56.4	52.5	47.7	4.8
16:20-16:25	57.4	56.4	53.5	47.7	5.8
16:25-16:30	56.0	56.4	*	47.7	*
16:30-16:35	54.5	56.4	*	47.7	*
16:35-16:40	55.5	56.4	*	47.7	*
16:40-16:45	55.2	56.4	*	47.7	*
16:45-16:50	56.7	56.4	47.9	47.7	0.2
16:50-16:55	56.7	56.4	47.9	47.7	0.2
16:55-17:00	57.9	56.4	55.6	47.7	7.9
17:00-17:05	57.2	55.1	56.0	47.7	8.3
17:05-17:10	57.1	55.1	55.8	47.7	8.1
17:10-17:15	57.4	55.1	56.5	47.7	8.8
17:15-17:20	56.9	55.1	55.2	47.7	7.5
17:20-17:25	56.4	55.1	53.5	47.7	5.8
17:25-17:30	57.8	55.1	57.5	47.7	9.8
17:30-17:35	57.4	55.1	56.5	47.7	8.8
17:35-17:40	56.2	55.1	52.7	47.7	5.0
17:40-17:45	56.0	55.1	51.7	47.7	4.0
17:45-17:50	55.8	55.1	50.5	47.7	2.8
17:50-17:55	55.9	55.1	51.2	47.7	3.5
17:55-18:00	56.6	55.1	54.3	47.7	6.6
18:00-18:05	56.5	54.5	55.2	47.6	7.6
18:05-18:10	56.2	54.5	54.3	47.6	6.7
18:10-18:15	56.9	54.5	56.2	47.6	8.6
18:15-18:20	57.3	54.5	57.1	47.6	9.5
18:20-18:25	57.4	54.5	57.3	47.6	9.7
18:25-18:30	56.4	54.5	54.9	47.6	7.3
18:30-18:35	56.8	54.5	55.9	47.6	8.3
18:35-18:40	57.4	54.5	57.3	47.6	9.7
18:40-18:45	56.7	54.5	55.7	47.6	8.1
18:45-18:50	57.0	54.5	56.4	47.6	8.8
18:50-18:55	54.4	54.5	*	47.6	*
18:55-19:00	54.7	54.5	44.2	47.6	-3.4
19:00-19:05	53.8	55.4	*	51.8	*
19:05-19:10	51.7	55.4	*	51.8	*
19:10-19:15	54.1	55.4	*	51.8	*
19:15-19:20	58.8	55.4	59.1	51.8	7.3
19:20-19:25	54.6	55.4	*	51.8	*
19:25-19:30	53.4	55.4	*	51.8	*
19:30-19:35	50.5	55.4	*	51.8	*



BY020/03/67
338/12/65

Nuisance Noise Level Report

Time	Khao Samo Khon Public Health Center				
	Source Of Noise Level	Residual Noise Level**	Specific Noise Level	Background Noise Level**	Nuisance Noise Level
	L_{eq} [dB(A)]	L_{eq} [dB(A)]	L_{eq} [dB(A)]	L_{90} [dB(A)]	[dB(A)]
19:35-19:40	54.9	55.4	*	51.8	*
19:40-19:45	56.4	55.4	52.5	51.8	0.7
19:45-19:50	52.3	55.4	*	51.8	*
19:50-19:55	52.9	55.4	*	51.8	*
19:55-20:00	55.8	55.4	48.2	51.8	-3.6
20:00-20:05	53.3	53.2	39.9	48.9	-9.0
20:05-20:10	52.5	53.2	*	48.9	*
20:10-20:15	52.6	53.2	*	48.9	*
20:15-20:20	54.4	53.2	51.2	48.9	2.3
20:20-20:25	51.4	53.2	*	48.9	*
20:25-20:30	53.4	53.2	42.9	48.9	-6.0
20:30-20:35	52.8	53.2	*	48.9	*
20:35-20:40	55.8	53.2	55.3	48.9	6.4
20:40-20:45	52.6	53.2	*	48.9	*
20:45-20:50	52.9	53.2	*	48.9	*
20:50-20:55	51.5	53.2	*	48.9	*
20:55-21:00	52.0	53.2	*	48.9	*
21:00-21:05	55.4	52.6	55.2	47.6	7.6
21:05-21:10	52.1	52.6	*	47.6	*
21:10-21:15	51.8	52.6	*	47.6	*
21:15-21:20	54.2	52.6	52.1	47.6	4.5
21:20-21:25	49.7	52.6	*	47.6	*
21:25-21:30	54.6	52.6	53.3	47.6	5.7
21:30-21:35	52.9	52.6	44.1	47.6	-3.5
21:35-21:40	52.7	52.6	39.3	47.6	-8.3
21:40-21:45	51.6	52.6	*	47.6	*
21:45-21:50	50.6	52.6	*	47.6	*
21:50-21:55	53.9	52.6	51.0	47.6	3.4
21:55-22:00	52.6	52.6	*	47.6	*
22:00-22:05	50.2	50.7	*	46.4	*
22:05-22:10	50.1	50.7	*	46.4	*
22:10-22:15	53.6	50.7	53.5	46.4	7.1
22:15-22:20	51.4	50.7	46.1	46.4	-0.3
22:20-22:25	50.0	50.7	*	46.4	*
22:25-22:30	50.6	50.7	*	46.4	*
22:30-22:35	49.3	50.7	*	46.4	*
22:35-22:40	49.7	50.7	*	46.4	*
22:40-22:45	47.6	50.7	*	46.4	*
22:45-22:50	51.1	50.7	43.5	46.4	-2.9
22:50-22:55	50.6	50.7	*	46.4	*
22:55-23:00	51.0	50.7	42.2	46.4	-4.2
23:00-23:05	50.5	50.7	*	46.7	*
23:05-23:10	50.9	50.7	40.4	46.7	-6.3
23:10-23:15	51.1	50.7	43.5	46.7	-3.2
23:15-23:20	48.0	50.7	*	46.7	*
23:20-23:25	49.9	50.7	*	46.7	*
23:25-23:30	47.5	50.7	*	46.7	*
23:30-23:35	50.9	50.7	40.4	46.7	-6.3
23:35-23:40	51.5	50.7	46.8	46.7	0.1
23:40-23:45	50.0	50.7	*	46.7	*
23:45-23:50	48.8	50.7	*	46.7	*
23:50-23:55	47.4	50.7	*	46.7	*
23:55-00:00	53.0	50.7	52.1	46.7	5.4
00:00-00:05	47.6	51.1	*	48.3	*
00:05-00:10	48.9	51.1	*	48.3	*



BY020/03/67

338/12/65

Nuisance Noise Level Report

Time	Khao Samo Khon Public Health Center				
	Source Of Noise Level L_{eq} [dB(A)]	Residual Noise Level** L_{eq} [dB(A)]	Specific Noise Level L_{eq} [dB(A)]	Background Noise Level** L_{90} [dB(A)]	Nuisance Noise Level [dB(A)]
00:10-00:15	44.2	51.1	*	48.3	*
00:15-00:20	45.0	51.1	*	48.3	*
00:20-00:25	46.5	51.1	*	48.3	*
00:25-00:30	46.6	51.1	*	48.3	*
00:30-00:35	49.9	51.1	*	48.3	*
00:35-00:40	45.4	51.1	*	48.3	*
00:40-00:45	49.6	51.1	*	48.3	*
00:45-00:50	50.8	51.1	*	48.3	*
00:50-00:55	47.6	51.1	*	48.3	*
00:55-01:00	46.6	51.1	*	48.3	*
01:00-01:05	50.9	50.0	46.6	45.1	1.5
01:05-01:10	46.7	50.0	*	45.1	*
01:10-01:15	46.5	50.0	*	45.1	*
01:15-01:20	50.4	50.0	42.8	45.1	-2.3
01:20-01:25	51.2	50.0	48.0	45.1	2.9
01:25-01:30	49.3	50.0	*	45.1	*
01:30-01:35	46.7	50.0	*	45.1	*
01:35-01:40	50.5	50.0	43.9	45.1	-1.2
01:40-01:45	47.5	50.0	*	45.1	*
01:45-01:50	47.7	50.0	*	45.1	*
01:50-01:55	48.2	50.0	*	45.1	*
01:55-02:00	50.2	50.0	39.7	45.1	-5.4
02:00-02:05	49.2	49.3	*	45.3	*
02:05-02:10	53.3	49.3	54.1	45.3	8.8
02:10-02:15	49.5	49.3	39.0	45.3	-6.3
02:15-02:20	47.3	49.3	*	45.3	*
02:20-02:25	45.3	49.3	*	45.3	*
02:25-02:30	48.2	49.3	*	45.3	*
02:30-02:35	47.0	49.3	*	45.3	*
02:35-02:40	53.0	49.3	53.6	45.3	8.3
02:40-02:45	47.9	49.3	*	45.3	*
02:45-02:50	48.6	49.3	*	45.3	*
02:50-02:55	47.5	49.3	*	45.3	*
02:55-03:00	46.1	49.3	*	45.3	*
03:00-03:05	47.1	50.9	*	45.8	*
03:05-03:10	51.8	50.9	47.5	45.8	1.7
03:10-03:15	49.5	50.9	*	45.8	*
03:15-03:20	50.8	50.9	*	45.8	*
03:20-03:25	45.8	50.9	*	45.8	*
03:25-03:30	51.7	50.9	47.0	45.8	1.2
03:30-03:35	51.3	50.9	43.7	45.8	-2.1
03:35-03:40	50.9	50.9	*	45.8	*
03:40-03:45	50.2	50.9	*	45.8	*
03:45-03:50	45.4	50.9	*	45.8	*
03:50-03:55	49.9	50.9	*	45.8	*
03:55-04:00	49.1	50.9	*	45.8	*
04:00-04:05	47.3	51.4	*	47.2	*
04:05-04:10	48.8	51.4	*	47.2	*
04:10-04:15	48.6	51.4	*	47.2	*
04:15-04:20	51.6	51.4	41.1	47.2	-6.1
04:20-04:25	52.9	51.4	50.6	47.2	3.4
04:25-04:30	51.4	51.4	*	47.2	*
04:30-04:35	51.7	51.4	42.9	47.2	-4.3
04:35-04:40	51.2	51.4	*	47.2	*
04:40-04:45	50.2	51.4	*	47.2	*



BY020/03/67

338/12/65

Nuisance Noise Level Report

Time	Khao Samo Khon Public Health Center				
	Source Of Noise Level	Residual Noise Level**	Specific Noise Level	Background Noise Level**	Nuisance Noise Level
	L_{eq} [dB(A)]	L_{eq} [dB(A)]	L_{eq} [dB(A)]	L_{90} [dB(A)]	[dB(A)]
04:45-04:50	48.6	51.4	*	47.2	*
04:50-04:55	46.5	51.4	*	47.2	*
04:55-05:00	52.2	51.4	47.5	47.2	0.3
05:00-05:05	51.5	52.6	*	47.9	*
05:05-05:10	51.9	52.6	*	47.9	*
05:10-05:15	50.6	52.6	*	47.9	*
05:15-05:20	52.9	52.6	44.1	47.9	-3.8
05:20-05:25	53.3	52.6	48.0	47.9	0.1
05:25-05:30	50.5	52.6	*	47.9	*
05:30-05:35	52.9	52.6	44.1	47.9	-3.8
05:35-05:40	49.7	52.6	*	47.9	*
05:40-05:45	51.2	52.6	*	47.9	*
05:45-05:50	52.5	52.6	*	47.9	*
05:50-05:55	56.1	52.6	56.5	47.9	8.6
05:55-06:00	55.7	52.6	55.8	47.9	7.9
06:00-06:05	59.3	56.8	58.7	49.5	9.2
06:05-06:10	59.3	56.8	58.7	49.5	9.2
06:10-06:15	58.6	56.8	56.9	49.5	7.4
06:15-06:20	58.7	56.8	57.2	49.5	7.7
06:20-06:25	59.1	56.8	58.2	49.5	8.7
06:25-06:30	58.7	56.8	57.2	49.5	7.7
06:30-06:35	57.2	56.8	49.6	49.5	0.1
06:35-06:40	57.1	56.8	48.3	49.5	-1.2
06:40-06:45	58.3	56.8	56.0	49.5	6.5
06:45-06:50	58.6	56.8	56.9	49.5	7.4
06:50-06:55	58.9	56.8	57.7	49.5	8.2
06:55-07:00	59.4	56.8	58.9	49.5	9.4
07:00-07:05	57.5	56.5	53.6	50.0	3.6
07:05-07:10	58.5	56.5	57.2	50.0	7.2
07:10-07:15	58.4	56.5	56.9	50.0	6.9
07:15-07:20	59.1	56.5	58.6	50.0	8.6
07:20-07:25	59.1	56.5	58.6	50.0	8.6
07:25-07:30	58.4	56.5	56.9	50.0	6.9
07:30-07:35	59.5	56.5	59.5	50.0	9.5
07:35-07:40	59.6	56.5	59.7	50.0	9.7
07:40-07:45	58.8	56.5	57.9	50.0	7.9
07:45-07:50	59.4	56.5	59.3	50.0	9.3
07:50-07:55	59.2	56.5	58.9	50.0	8.9
07:55-08:00	58.9	56.5	58.2	50.0	8.2
08:00-08:05	58.9	56.1	58.7	49.5	9.2
08:05-08:10	58.5	56.1	57.8	49.5	8.3
08:10-08:15	58.3	56.1	57.3	49.5	7.8
08:15-08:20	58.4	56.1	57.5	49.5	8.0
08:20-08:25	57.2	56.1	53.7	49.5	4.2
08:25-08:30	58.4	56.1	57.5	49.5	8.0
08:30-08:35	58.7	56.1	58.2	49.5	8.7
08:35-08:40	57.8	56.1	55.9	49.5	6.4
08:40-08:45	58.0	56.1	56.5	49.5	7.0
08:45-08:50	58.6	56.1	58.0	49.5	8.5
08:50-08:55	58.9	56.1	58.7	49.5	9.2
08:55-09:00	58.3	56.1	57.3	49.5	7.8
09:00-09:05	57.3	62.0	*	50.4	*
09:05-09:10	58.5	62.0	*	50.4	*
09:10-09:15	59.1	62.0	*	50.4	*
09:15-09:20	62.9	62.0	58.6	50.4	8.2



BY020/03/67
338/12/65

Nuisance Noise Level Report

Time	Khao Samo Khon Public Health Center				
	Source Of Noise Level	Residual Noise Level**	Specific Noise Level	Background Noise Level**	Nuisance Noise Level
	L _{eq} [dB(A)]	L _{eq} [dB(A)]	L ₉₀ [dB(A)]	L ₉₀ [dB(A)]	[dB(A)]
09:20-09:25	62.5	62.0	55.9	50.4	5.5
09:25-09:30	60.3	62.0	*	50.4	*
09:30-09:35	57.8	62.0	*	50.4	*
09:35-09:40	59.1	62.0	*	50.4	*
09:40-09:45	59.7	62.0	*	50.4	*
09:45-09:50	56.7	62.0	*	50.4	*
09:50-09:55	57.4	62.0	*	50.4	*
09:55-10:00	59.8	62.0	*	50.4	*
10:00-10:05	59.3	55.5	60.0	50.6	9.4
10:05-10:10	59.2	55.5	59.8	50.6	9.2
10:10-10:15	58.3	55.5	58.1	50.6	7.5
10:15-10:20	59.6	55.5	60.5	50.6	9.9
10:20-10:25	58.8	55.5	59.1	50.6	8.5
10:25-10:30	59.0	55.5	59.4	50.6	8.8
10:30-10:35	57.2	55.5	55.3	50.6	4.7
10:35-10:40	56.4	55.5	52.1	50.6	1.5
10:40-10:45	55.9	55.5	48.3	50.6	-2.3
10:45-10:50	56.0	55.5	49.4	50.6	-1.2
10:50-10:55	58.2	55.5	57.9	50.6	7.3
10:55-11:00	58.7	55.5	58.9	50.6	8.3
	Standard Less Than 10.0				
	Sound Level Meter Data				
	Calibrate Sheet No.: Noise B 049 1/24			03 March 2024	
	SLM No.	Brand	Model	Serial No.	
	CR-B01	Cirrus	CR161B	G301393	
	Actual Reading [dB]				
	Before Adjustment 94.0			After Adjustment 94.0	

Remark :

- * The Period of Time When the Noise Level from the Source is Less Than or Equal to the Noise Level without Disturbance.
- ** Background Noise Level and Residual Noise Level Sampling at Time 03:00 p.m.-03:00 p.m. on 11-12 November 2008

Standard

- = Nuisance Noise Level, Notification of the National Environment, Board No. 29, B.E. 2550 (2007)
- Method of Measuring the Background Noise Level, Non Nuisance Noise Period Noise,
- the Measuring and Calculation of Noise Level from Nuisance Period, the Calculation of Nuisance Level and Record
- Nuisance Noise Measurement, Notification of the Pollution Control Board, B.E. 2565 (2022)
- Dated 21 September B.E. 2565 (2022) B.E., Published in the Government Gazette on 11 November B.E. 2565 (2022)

Sampling Method = Sound Level Meter
Acoustic Calibrator, CIRRUS, Model CR515, S/N. 92002

Characteristics of Noise Source

Time/Area of Nuisance

Conclusion


- ☒ Continuous Noise
☐ More Than One Time Per Hour
☐ One Time Per Hour
☐ Special Noise _____

- ☒ Day (06:00-22:00)
☒ Night (22:00-06:00)
☒ Silent Area Public Health Center

- ☐ Nuisance Noise (>10 dBA)
☒ Non Nuisance

Reported results refer to measurement time only.

Do not copy partial of this measurement report without official approval.





BY020/03/67

338/12/65

Nuisance Noise Level Report

Project : Asia Pet (Thailand) Co., Ltd.
Project Location : 61/1 Moo 11, Bangngha-Thaklong Road
Tambon Kaosamorkorn, Amphur Tawung, Lopburi
Client Name/Address : Asia Pet (Thailand) Co., Ltd.
Sampling By : S.P.S. Consulting Service Co., Ltd.

Sampling Date : 5-6 March 2024

Date Reported : 18 March 2024

Time	Tham Khao Tako School				
	Source Of Noise Level L_{eq} [dB(A)]	Residual Noise Level** L_{eq} [dB(A)]	Specific Noise Level L_{eq} [dB(A)]	Background Noise Level** L_{90} [dB(A)]	Nuisance Noise Level [dB(A)]
12:00-12:05	51.1	56.6	*	49.8	*
12:05-12:10	48.8	56.6	*	49.8	*
12:10-12:15	50.8	56.6	*	49.8	*
12:15-12:20	51.8	56.6	*	49.8	*
12:20-12:25	51.9	56.6	*	49.8	*
12:25-12:30	49.4	56.6	*	49.8	*
12:30-12:35	52.7	56.6	*	49.8	*
12:35-12:40	51.1	56.6	*	49.8	*
12:40-12:45	56.0	56.6	*	49.8	*
12:45-12:50	49.3	56.6	*	49.8	*
12:50-12:55	48.5	56.6	*	49.8	*
12:55-13:00	53.1	56.6	*	49.8	*
13:00-13:05	55.6	54.6	51.7	46.6	5.1
13:05-13:10	50.7	54.6	*	46.6	*
13:10-13:15	54.3	54.6	*	46.6	*
13:15-13:20	50.3	54.6	*	46.6	*
13:20-13:25	51.5	54.6	*	46.6	*
13:25-13:30	50.0	54.6	*	46.6	*
13:30-13:35	53.0	54.6	*	46.6	*
13:35-13:40	50.4	54.6	*	46.6	*
13:40-13:45	54.2	54.6	*	46.6	*
13:45-13:50	50.4	54.6	*	46.6	*
13:50-13:55	51.5	54.6	*	46.6	*
13:55-14:00	51.3	54.6	*	46.6	*
14:00-14:05	49.0	58.0	*	43.2	*
14:05-14:10	52.3	58.0	*	43.2	*
14:10-14:15	50.2	58.0	*	43.2	*
14:15-14:20	53.5	58.0	*	43.2	*
14:20-14:25	51.5	58.0	*	43.2	*
14:25-14:30	54.3	58.0	*	43.2	*
14:30-14:35	49.5	58.0	*	43.2	*
14:35-14:40	49.5	58.0	*	43.2	*
14:40-14:45	49.6	58.0	*	43.2	*
14:45-14:50	51.8	58.0	*	43.2	*
14:50-14:55	50.2	58.0	*	43.2	*
14:55-15:00	55.4	58.0	*	43.2	*
15:00-15:05	53.2	59.0	*	49.5	*
15:05-15:10	51.7	59.0	*	49.5	*
15:10-15:15	53.0	59.0	*	49.5	*
15:15-15:20	50.2	59.0	*	49.5	*
15:20-15:25	50.9	59.0	*	49.5	*
15:25-15:30	51.3	59.0	*	49.5	*
15:30-15:35	54.7	59.0	*	49.5	*
15:35-15:40	49.6	59.0	*	49.5	*
15:40-15:45	48.6	59.0	*	49.5	*
15:45-15:50	51.9	59.0	*	49.5	*
15:50-15:55	53.4	59.0	*	49.5	*
15:55-16:00	50.7	59.0	*	49.5	*



BY020/03/67

338/12/65

Nuisance Noise Level Report

Time	Tham Khao Tako School				
	Source Of Noise Level L_{eq} [dB(A)]	Residual Noise Level** L_{eq} [dB(A)]	Specific Noise Level L_{eq} [dB(A)]	Background Noise Level** L_{90} [dB(A)]	Nuisance Noise Level [dB(A)]
16:00-16:05	52.9	59.9	*	49.2	*
16:05-16:10	55.5	59.9	*	49.2	*
16:10-16:15	58.0	59.9	*	49.2	*
16:15-16:20	52.0	59.9	*	49.2	*
16:20-16:25	51.6	59.9	*	49.2	*
16:25-16:30	51.7	59.9	*	49.2	*
16:30-16:35	50.9	59.9	*	49.2	*
16:35-16:40	53.8	59.9	*	49.2	*
16:40-16:45	58.6	59.9	*	49.2	*
16:45-16:50	51.8	59.9	*	49.2	*
16:50-16:55	53.1	59.9	*	49.2	*
16:55-17:00	53.3	59.9	*	49.2	*
17:00-17:05	54.1	59.9	*	49.7	*
17:05-17:10	54.0	59.9	*	49.7	*
17:10-17:15	55.8	59.9	*	49.7	*
17:15-17:20	58.4	59.9	*	49.7	*
17:20-17:25	56.8	59.9	*	49.7	*
17:25-17:30	58.2	59.9	*	49.7	*
17:30-17:35	57.5	59.9	*	49.7	*
17:35-17:40	50.7	59.9	*	49.7	*
17:40-17:45	52.0	59.9	*	49.7	*
17:45-17:50	51.7	59.9	*	49.7	*
17:50-17:55	54.7	59.9	*	49.7	*
17:55-18:00	57.7	59.9	*	49.7	*
18:00-18:05	55.3	54.7	49.4	50.3	-0.9
18:05-18:10	53.1	54.7	*	50.3	*
18:10-18:15	53.3	54.7	*	50.3	*
18:15-18:20	52.7	54.7	*	50.3	*
18:20-18:25	50.5	54.7	*	50.3	*
18:25-18:30	56.8	54.7	55.6	50.3	5.3
18:30-18:35	55.3	54.7	49.4	50.3	-0.9
18:35-18:40	51.9	54.7	*	50.3	*
18:40-18:45	49.5	54.7	*	50.3	*
18:45-18:50	52.4	54.7	*	50.3	*
18:50-18:55	51.1	54.7	*	50.3	*
18:55-19:00	52.1	54.7	*	50.3	*
19:00-19:05	52.8	55.0	*	51.8	*
19:05-19:10	59.2	55.0	60.1	51.8	8.3
19:10-19:15	51.3	55.0	*	51.8	*
19:15-19:20	52.9	55.0	*	51.8	*
19:20-19:25	50.9	55.0	*	51.8	*
19:25-19:30	48.3	55.0	*	51.8	*
19:30-19:35	49.9	55.0	*	51.8	*
19:35-19:40	51.8	55.0	*	51.8	*
19:40-19:45	51.0	55.0	*	51.8	*
19:45-19:50	49.9	55.0	*	51.8	*
19:50-19:55	49.7	55.0	*	51.8	*
19:55-20:00	52.8	55.0	*	51.8	*
20:00-20:05	50.5	53.5	*	51.8	*
20:05-20:10	50.4	53.5	*	51.8	*
20:10-20:15	51.3	53.5	*	51.8	*
20:15-20:20	51.0	53.5	*	51.8	*
20:20-20:25	53.7	53.5	43.2	51.8	-8.6
20:25-20:30	51.7	53.5	*	51.8	*
20:30-20:35	54.9	53.5	52.3	51.8	0.5



BY020/03/67

338/12/65

Nuisance Noise Level Report

Time	Tham Khao Tako School				
	Source Of Noise Level	Residual Noise Level**	Specific Noise Level	Background Noise Level**	Nuisance Noise Level
	L_{eq} [dB(A)]	L_{eq} [dB(A)]	L_{eq} [dB(A)]	L_{90} [dB(A)]	[dB(A)]
20:35-20:40	53.0	53.5	*	51.8	*
20:40-20:45	51.3	53.5	*	51.8	*
20:45-20:50	50.6	53.5	*	51.8	*
20:50-20:55	52.3	53.5	*	51.8	*
20:55-21:00	50.5	53.5	*	51.8	*
21:00-21:05	51.4	51.4	*	50.4	*
21:05-21:10	50.7	51.4	*	50.4	*
21:10-21:15	51.1	51.4	*	50.4	*
21:15-21:20	51.9	51.4	45.3	50.4	-5.1
21:20-21:25	50.7	51.4	*	50.4	*
21:25-21:30	49.4	51.4	*	50.4	*
21:30-21:35	50.3	51.4	*	50.4	*
21:35-21:40	50.0	51.4	*	50.4	*
21:40-21:45	50.9	51.4	*	50.4	*
21:45-21:50	49.4	51.4	*	50.4	*
21:50-21:55	46.4	51.4	*	50.4	*
21:55-22:00	50.4	51.4	*	50.4	*
22:00-22:05	47.2	51.8	*	50.3	*
22:05-22:10	46.3	51.8	*	50.3	*
22:10-22:15	49.6	51.8	*	50.3	*
22:15-22:20	49.8	51.8	*	50.3	*
22:20-22:25	49.1	51.8	*	50.3	*
22:25-22:30	47.6	51.8	*	50.3	*
22:30-22:35	48.7	51.8	*	50.3	*
22:35-22:40	48.9	51.8	*	50.3	*
22:40-22:45	47.7	51.8	*	50.3	*
22:45-22:50	46.6	51.8	*	50.3	*
22:50-22:55	48.2	51.8	*	50.3	*
22:55-23:00	46.6	51.8	*	50.3	*
23:00-23:05	46.1	51.2	*	50.2	*
23:05-23:10	46.5	51.2	*	50.2	*
23:10-23:15	46.1	51.2	*	50.2	*
23:15-23:20	44.8	51.2	*	50.2	*
23:20-23:25	47.6	51.2	*	50.2	*
23:25-23:30	46.7	51.2	*	50.2	*
23:30-23:35	45.7	51.2	*	50.2	*
23:35-23:40	45.9	51.2	*	50.2	*
23:40-23:45	46.0	51.2	*	50.2	*
23:45-23:50	45.6	51.2	*	50.2	*
23:50-23:55	46.4	51.2	*	50.2	*
23:55-00:00	45.5	51.2	*	50.2	*
00:00-00:05	45.1	52.0	*	51.1	*
00:05-00:10	46.0	52.0	*	51.1	*
00:10-00:15	44.9	52.0	*	51.1	*
00:15-00:20	45.3	52.0	*	51.1	*
00:20-00:25	44.8	52.0	*	51.1	*
00:25-00:30	45.6	52.0	*	51.1	*
00:30-00:35	47.5	52.0	*	51.1	*
00:35-00:40	50.3	52.0	*	51.1	*
00:40-00:45	45.5	52.0	*	51.1	*
00:45-00:50	47.0	52.0	*	51.1	*
00:50-00:55	47.6	52.0	*	51.1	*
00:55-01:00	46.4	52.0	*	51.1	*
01:00-01:05	50.3	52.3	*	51.6	*
01:05-01:10	46.0	52.3	*	51.6	*



BY020/03/67

338/12/65

Nuisance Noise Level Report

Time	Tham Khao Tako School				
	Source Of Noise Level L_{eq} [dB(A)]	Residual Noise Level** L_{eq} [dB(A)]	Specific Noise Level L_{eq} [dB(A)]	Background Noise Level** L_{90} [dB(A)]	Nuisance Noise Level [dB(A)]
01:10-01:15	44.9	52.3	*	51.6	*
01:15-01:20	45.2	52.3	*	51.6	*
01:20-01:25	46.7	52.3	*	51.6	*
01:25-01:30	46.1	52.3	*	51.6	*
01:30-01:35	46.2	52.3	*	51.6	*
01:35-01:40	45.9	52.3	*	51.6	*
01:40-01:45	44.7	52.3	*	51.6	*
01:45-01:50	44.9	52.3	*	51.6	*
01:50-01:55	46.5	52.3	*	51.6	*
01:55-02:00	46.7	52.3	*	51.6	*
02:00-02:05	46.1	52.3	*	51.5	*
02:05-02:10	45.5	52.3	*	51.5	*
02:10-02:15	45.5	52.3	*	51.5	*
02:15-02:20	46.7	52.3	*	51.5	*
02:20-02:25	47.4	52.3	*	51.5	*
02:25-02:30	48.4	52.3	*	51.5	*
02:30-02:35	48.1	52.3	*	51.5	*
02:35-02:40	48.4	52.3	*	51.5	*
02:40-02:45	50.0	52.3	*	51.5	*
02:45-02:50	49.5	52.3	*	51.5	*
02:50-02:55	50.1	52.3	*	51.5	*
02:55-03:00	49.6	52.3	*	51.5	*
03:00-03:05	50.4	52.6	*	51.8	*
03:05-03:10	50.6	52.6	*	51.8	*
03:10-03:15	49.4	52.6	*	51.8	*
03:15-03:20	49.2	52.6	*	51.8	*
03:20-03:25	49.7	52.6	*	51.8	*
03:25-03:30	49.4	52.6	*	51.8	*
03:30-03:35	50.8	52.6	*	51.8	*
03:35-03:40	48.7	52.6	*	51.8	*
03:40-03:45	49.5	52.6	*	51.8	*
03:45-03:50	48.2	52.6	*	51.8	*
03:50-03:55	48.3	52.6	*	51.8	*
03:55-04:00	47.3	52.6	*	51.8	*
04:00-04:05	47.9	52.5	*	51.1	*
04:05-04:10	48.3	52.5	*	51.1	*
04:10-04:15	47.8	52.5	*	51.1	*
04:15-04:20	47.1	52.5	*	51.1	*
04:20-04:25	46.7	52.5	*	51.1	*
04:25-04:30	46.5	52.5	*	51.1	*
04:30-04:35	46.6	52.5	*	51.1	*
04:35-04:40	46.5	52.5	*	51.1	*
04:40-04:45	45.7	52.5	*	51.1	*
04:45-04:50	45.3	52.5	*	51.1	*
04:50-04:55	46.2	52.5	*	51.1	*
04:55-05:00	45.2	52.5	*	51.1	*
05:00-05:05	45.3	56.2	*	51.1	*
05:05-05:10	49.4	56.2	*	51.1	*
05:10-05:15	47.0	56.2	*	51.1	*
05:15-05:20	47.3	56.2	*	51.1	*
05:20-05:25	45.0	56.2	*	51.1	*
05:25-05:30	45.4	56.2	*	51.1	*
05:30-05:35	44.3	56.2	*	51.1	*
05:35-05:40	45.1	56.2	*	51.1	*
05:40-05:45	49.4	56.2	*	51.1	*



BY020/03/67.

338/12/65

Nuisance Noise Level Report

Time	Tham Khao Tako School				
	Source Of Noise Level	Residual Noise Level**	Specific Noise Level	Background Noise Level**	Nuisance Noise Level
	L_{eq} [dB(A)]	L_{eq} [dB(A)]	L_{eq} [dB(A)]	L_{90} [dB(A)]	[dB(A)]
05:45-05:50	46.0	56.2	*	51.1	*
05:50-05:55	49.3	56.2	*	51.1	*
05:55-06:00	49.7	56.2	*	51.1	*
06:00-06:05	50.3	59.5	*	51.9	*
06:05-06:10	47.3	59.5	*	51.9	*
06:10-06:15	49.0	59.5	*	51.9	*
06:15-06:20	50.2	59.5	*	51.9	*
06:20-06:25	54.2	59.5	*	51.9	*
06:25-06:30	54.3	59.5	*	51.9	*
06:30-06:35	51.7	59.5	*	51.9	*
06:35-06:40	53.7	59.5	*	51.9	*
06:40-06:45	56.0	59.5	*	51.9	*
06:45-06:50	53.1	59.5	*	51.9	*
06:50-06:55	52.6	59.5	*	51.9	*
06:55-07:00	54.2	59.5	*	51.9	*
07:00-07:05	53.9	58.6	*	51.3	*
07:05-07:10	56.2	58.6	*	51.3	*
07:10-07:15	52.2	58.6	*	51.3	*
07:15-07:20	54.3	58.6	*	51.3	*
07:20-07:25	52.6	58.6	*	51.3	*
07:25-07:30	51.6	58.6	*	51.3	*
07:30-07:35	53.8	58.6	*	51.3	*
07:35-07:40	53.8	58.6	*	51.3	*
07:40-07:45	54.0	58.6	*	51.3	*
07:45-07:50	54.2	58.6	*	51.3	*
07:50-07:55	53.4	58.6	*	51.3	*
07:55-08:00	53.6	58.6	*	51.3	*
08:00-08:05	52.2	55.5	*	50.1	*
08:05-08:10	50.9	55.5	*	50.1	*
08:10-08:15	54.7	55.5	*	50.1	*
08:15-08:20	51.5	55.5	*	50.1	*
08:20-08:25	56.3	55.5	51.6	50.1	1.5
08:25-08:30	52.6	55.5	*	50.1	*
08:30-08:35	51.3	55.5	*	50.1	*
08:35-08:40	55.1	55.5	*	50.1	*
08:40-08:45	53.2	55.5	*	50.1	*
08:45-08:50	52.0	55.5	*	50.1	*
08:50-08:55	55.4	55.5	*	50.1	*
08:55-09:00	53.4	55.5	*	50.1	*
09:00-09:05	53.0	55.5	*	50.3	*
09:05-09:10	51.9	55.5	*	50.3	*
09:10-09:15	50.1	55.5	*	50.3	*
09:15-09:20	51.4	55.5	*	50.3	*
09:20-09:25	51.7	55.5	*	50.3	*
09:25-09:30	53.1	55.5	*	50.3	*
09:30-09:35	50.4	55.5	*	50.3	*
09:35-09:40	58.5	55.5	58.5	50.3	8.2
09:40-09:45	56.9	55.5	54.3	50.3	4.0
09:45-09:50	55.6	55.5	42.2	50.3	-8.1
09:50-09:55	55.2	55.5	*	50.3	*
09:55-10:00	55.9	55.5	48.3	50.3	-2.0
10:00-10:05	59.7	57.1	59.2	50.6	8.6
10:05-10:10	59.9	57.1	59.7	50.6	9.1
10:10-10:15	51.0	57.1	*	50.6	*
10:15-10:20	54.2	57.1	*	50.6	*



BY020/03/67

338/12/65

Nuisance Noise Level Report

Time	Tham Khao Tako School				
	Source Of Noise Level	Residual Noise Level**	Specific Noise Level	Background Noise Level**	Nuisance Noise Level
	L _{eq} [dB(A)]	L _{eq} [dB(A)]	L _{eq} [dB(A)]	L ₉₀ [dB(A)]	[dB(A)]
10:20-10:25	57.0	57.1	*	50.6	*
10:25-10:30	58.6	57.1	56.3	50.6	5.7
10:30-10:35	53.0	57.1	*	50.6	*
10:35-10:40	50.7	57.1	*	50.6	*
10:40-10:45	46.3	57.1	*	50.6	*
10:45-10:50	50.2	57.1	*	50.6	*
10:50-10:55	50.8	57.1	*	50.6	*
10:55-11:00	51.2	57.1	*	50.6	*
11:00-11:05	50.1	57.2	*	50.3	*
11:05-11:10	50.4	57.2	*	50.3	*
11:10-11:15	51.0	57.2	*	50.3	*
11:15-11:20	50.0	57.2	*	50.3	*
11:20-11:25	52.9	57.2	*	50.3	*
11:25-11:30	53.5	57.2	*	50.3	*
11:30-11:35	50.2	57.2	*	50.3	*
11:35-11:40	50.2	57.2	*	50.3	*
11:40-11:45	51.3	57.2	*	50.3	*
11:45-11:50	55.9	57.2	*	50.3	*
11:50-11:55	55.6	57.2	*	50.3	*
11:55-12:00	49.6	57.2	*	50.3	*
	Standard Less Than 10.0				
	Sound Level Meter Data				
	Calibrate Sheet No.: Noise B 049 1/24			03 March 2024	
	SLM No.	Brand	Model	Serial No.	
	CR-B09	Cirrus	CR161B	G301401	
	Actual Reading [dB]				
	Before Adjustment 94.0			After Adjustment 94.0	

Remark : * The Period of Time When the Noise Level from the Source is Less Than or Equal to the Noise Level without Disturbance.

** Background Noise Level and Residual Noise Level Sampling at Time 03:00 p.m.-03:00 p.m. on 11-12 November 2008

Standard = Nuisance Noise Level, Notification of the National Environment, Board No. 29, B.E. 2550 (2007)

Method of Measuring the Background Noise Level, Non Nuisance Noise Period Noise,

the Measuring and Calculation of Noise Level from Nuisance Period, the Calculation of Nuisance Level and Record

Nuisance Noise Measurement, Notification of the Pollution Control Board, B.E. 2565 (2022)

Dated 21 September B.E. 2565 (2022) B.E., Published in the Government Gazette on 11 November B.E. 2565 (2022)

Sampling Method = Sound Level Meter

Acoustic Calibrator, CIRRUS, Model CR515, S/N. 92002

Characteristics of Noise Source

Time/Area of Nuisance

Conclusion


- ☒ Continuous Noise
☐ More Than One Time Per Hour
☐ One Time Per Hour
☐ Special Noise _____

- ☒ Day (06:00-22:00)
☒ Night (22:00-06:00)
☒ Silent Area School

- ☐ Nuisance Noise (>10 dBA)
☒ Non Nuisance

Reported results refer to measurement time only.

Do not copy partial of this measurement report without official approval.



คุณภาพน้ำผิวดิน



Ref. No. W243-W244/02/24

Report No. 2402/126

338/12/65

Surface Water Quality Analysis Report

Project : Asia Pet (Thailand) Limited
Project Location : 61/1 Moo 11, Bangnga-Thakhlong Road,
Kaosamorkorn, Tawung, Lopburi
Client Name/Address : Asia Pet (Thailand) Limited
Sampling Method : Grab
Sampling by : Kitti Chuaiwan
S.P.S. Consulting Service Co., Ltd.

Sampling Date : 7 February 2024
Date Received : 8 February 2024
Date of Analysis : 8-16 February 2024
Date Reported : 19 February 2024

Parameter	Analytical Method	Station 1	Station 2	Standard
pH	Electrometric Method (4500-H ⁺ B.)	7.32	7.38	5.0-9.0
Temperature (°C)	Laboratory and Field Methods (2550 B.)	33.6	31.4	n'
Total Suspended Solids (mg/L)	Total Suspended Solids Dried at 103-105 °C (2540 D.)	8.7	6.1	-
Dissolved Oxygen (mg/L)	Azide Modification (4500-O C.)	4.1	4.2	More than 4.0
BOD ₅ (mg/L)	5 Day BOD Test (5210 B.) & Azide Modification (4500-O C.)	1.8	1.4	Less than 2.0
COD (mg/L)	Closed Reflux, Titrimetric Method (5220 C.)	38	25	-
Grease & Oil (mg/L)	Liquid-Liquid, Partition-Gravimetric Method (5520 B.)	<2	<2	-
Total Coliform Bacteria (MPN/100 mL)	Multiple-Tube Fermentation Technique (9221 B.)	2,400	1,400	Less than 20,000
Fecal Coliform Bacteria (MPN/100 mL)	Multiple-Tube Fermentation Technique (9221 E.)	1,100	790	Less than 4,000

Remark:

Sample Characteristics:

Station 1 = Khlong Bang Kham approximately 200 meter upstream of wastewater discharge point : Yellow with slightly precipitate

Station 2 = Khlong Bang Kham approximately 200 meter downstream of wastewater discharge point : Yellow with slightly precipitate


n' Temperature of water that must be not over 3 degree celsius from nature.

Standard = Surface Water Quality Standards (Category 3), Notification of the National Environment Board No. 8, B.E. 2537

Method = Standard Methods for the Examination of Water and Wastewater, APHA, AWWA, WEF, 24th Edition, 2023.

Reported results refer to submitted samples only.

Do not copy partial of this analysis report without official approval.



----- End of Report -----



Ref. No. W770-W771/05/24

Report No. 2405/427

338/12/65

Surface Water Quality Analysis Report

Project : Asia Pet (Thailand) Limited
Project Location : 61/1 Moo 11, Bangngha-Thakhlong Road,
Kaosamorkorn, Tawung, Lopburi
Client Name/Address : Asia Pet (Thailand) Limited
Sampling Method : Grab
Sampling by : Narunat Tophu
S.P.S. Consulting Service Co., Ltd.

Sampling Date : 20 May 2024
Date Received : 21 May 2024
Date of Analysis : 21-30 May 2024
Date Reported : 31 May 2024

Parameter	Analytical Method	Station 1	Station 2	Standard
pH	Electrometric Method (4500-H ⁺ B.)	7.78	7.85	5.0-9.0
Temperature (°C)	Laboratory and Field Methods (2550 B.)	30.2	31.1	n'
Total Suspended Solids (mg/L)	Total Suspended Solids Dried at 103-105 °C (2540 D.)	18.7	14.3	-
Dissolved Oxygen (mg/L)	Azide Modification (4500-O C.)	4.6	4.2	More than 4.0
BOD ₅ (mg/L)	5 Day BOD Test (5210 B.) & Azide Modification (4500-O C.)	1.8	1.5	Less than 2.0
COD (mg/L)	Closed Reflux, Titrimetric Method (5220 C.)	25	29	-
Grease & Oil (mg/L)	Liquid-Liquid, Partition-Gravimetric Method (5520 B.)	<2	<2	-
Total Coliform Bacteria (MPN/100 mL)	Multiple-Tube Fermentation Technique (9221 B.)	3,300	2,400	Less than 20,000
Fecal Coliform Bacteria (MPN/100 mL)	Multiple-Tube Fermentation Technique (9221 E.)	2,400	1,100	Less than 4,000

Remark:

Sample Characteristics:

Station 1 = Khlong Bang Kham approximately 200 meter upstream of wastewater discharge point : Yellow with slightly precipitate

Station 2 = Khlong Bang Kham approximately 200 meter downstream of wastewater discharge point : Yellow with slightly precipitate


n' Temperature of water that must be not over 3 degree celsius from nature.

Standard = Surface Water Quality Standards (Category 3), Notification of the National Environment Board No. 8, B.E. 2537

Method = Standard Methods for the Examination of Water and Wastewater, APHA, AWWA, WEF, 24th Edition, 2023.

Reported results refer to submitted samples only.

Do not copy partial of this analysis report without official approval.



----- End of Report -----

คุณภาพน้ำทิ้ง



Ref. No. W066-W068/01/24

Report No. 2401/050

338/12/65

Wastewater Quality Analysis Report

Project : Asia Pet (Thailand) Co., Ltd. Sampling Date : 8 January 2024
Project Location : 61/1 Moo 11, Bangngha-Thakhleng Road, Kaosamorkorn, Tawung, Lopburi Date Received : 8 January 2024
Client Name/Address : Asia Pet (Thailand) Co., Ltd. Date of Analysis : 8-16 January 2024
Sampling by : Asia Pet (Thailand) Co., Ltd. Date Reported : 17 January 2024

Parameter	Analytical Method	Station 1	Station 2	Station 3	Standard
Flow Rate (m ³ /hr.)***	Metering	5.50	4.00	-	-
pH	Electrometric Method (4500-H ⁺ B.)	6.51	7.17	7.28	5.5-9.0
Total Suspended Solids (mg/L)	Total Suspended Solids Dried at 103-105 °C (2540 D.)	3.4	6.4	5.8	Less than 50
Total Dissolved Solids (mg/L)	Total Dissolved Solids Dried at 180 °C (2540 C.)	234	742	462	Less than 3,000
BOD ₅ (mg/L)	5 Day BOD Test (5210 B.) & Membrane Electrode Method (4500-O G.)	2,305	6	3	Less than 20
COD (mg/L)	Closed Reflux, Titrimetric Method (5220 C.)	6,349	45	35	Less than 120
TKN (mg/L)	Macro-Kjeldahl Method (4500-N _{org} B.) & Titrimetric Method (4500-NH ₃ C.)	4.4	3.6	3.0	Less than 100
Grease & Oil (mg/L)	Liquid-Liquid, Partition-Gravimetric Method (5520 B.)	2	<2	<2	Less than 5
Fecal Coliform Bacteria (MPN/100 mL)	Multiple-Tube Fermentation Technique (9221 E.)	<1.8	330	490	-

Remark:

Sample Characteristics:

Station 1 = Wastewater Influent of Central Treatment Plant at Equalization Tank : Slightly precipitate

Station 2 = Wastewater Effluent at Chlorine Contact Tank before Discharge : Slightly precipitate

Station 3 = Sewer Line (Existing Earth Ditch) after Wastewater Receiving Point : Slightly precipitate


*** Measured by Asia Pet (Thailand) Co., Ltd.

Standard = Industrial Effluent Standards, Notification of the Ministry of Industry B.E. 2560

Method = Standard Methods for the Examination of Water and Wastewater, APHA, AWWA, WEF, 24th Edition, 2023.

Reported results refer to submitted samples only.

Do not copy partial of this analysis report without official approval.



----- End of Report -----



Ref. No. W151-W153/02/24

Report No. 2402/066

338/12/65

Wastewater Quality Analysis Report

Project : Asia Pet (Thailand) Co., Ltd. Sampling Date : 5 February 2024
Project Location : 61/1 Moo 11, Bangngha-Thakhlong Road, Kaosamorkorn, Tawung, Lopburi Date Received : 5 February 2024
Date of Analysis : 5-13 February 2024
Client Name/Address : Asia Pet (Thailand) Co., Ltd. Date Reported : 14 February 2024
Sampling by : Asia Pet (Thailand) Co., Ltd.

Parameter	Analytical Method	Station 1	Station 2	Station 3	Standard
Flow Rate* (m ³ /hr.)	Metering	5.50	4.00	-	-
pH	Electrometric Method (4500-H ⁺ B.)	7.22	7.84	7.50	5.5-9.0
Total Suspended Solids (mg/L)	Total Suspended Solids Dried at 103-105 °C (2540 D.)	2.2	5.0	4.2	Less than 50
Total Dissolved Solids (mg/L)	Total Dissolved Solids Dried at 180 °C (2540 C.)	324	608	588	Less than 3,000
BOD ₅ (mg/L)	5 Day BOD Test (5210 B.) & Membrane Electrode Method (4500-O G.)	2,246	5	3	Less than 20
COD (mg/L)	Closed Reflux, Titrimetric Method (5220 C.)	7,449	51	45	Less than 120
TKN (mg/L)	Macro-Kjeldahl Method (4500-N _{org} B.) & Titrimetric Method (4500-NH ₃ C.)	5.4	4.8	4.2	Less than 100
Grease & Oil (mg/L)	Liquid-Liquid, Partition-Gravimetric Method (5520 B.)	2	<2	<2	Less than 5
Fecal Coliform Bacteria (MPN/100 mL)	Multiple-Tube Fermentation Technique (9221 E.)	<1.8	170	330	-

Remark:

Sample Characteristics:

Station 1 = Wastewater Influent of Central Treatment Plant at Equalization Tank : Yellow with slightly precipitate

Station 2 = Wastewater Effluent at Chlorine Contact Tank before Discharge : Yellow with slightly precipitate

Station 3 = Sewer Line (Existing Earth Ditch) after Wastewater Receiving Point : Yellow


* Measured by Asia Pet (Thailand) Co., Ltd.

Standard = Industrial Effluent Standards, Notification of the Ministry of Industry B.E. 2560

Method = Standard Methods for the Examination of Water and Wastewater, APHA, AWWA, WEF, 24th Edition, 2023.

Reported results refer to submitted samples only.

Do not copy partial of this analysis report without official approval.



----- End of Report -----



Ref. No. W072-W074/03/24

Report No. 2403/046

338/12/65

Wastewater Quality Analysis Report

Project : Asia Pet (Thailand) Co., Ltd. Sampling Date : 4 March 2024
Project Location : 61/1 Moo 11, Bangngha-Thakhlong Road, Kaosamorkorn, Tawung, Lopburi Date Received : 4 March 2024
Client Name/Address : Asia Pet (Thailand) Co., Ltd. Date of Analysis : 4-12 March 2024
Sampling by : Asia Pet (Thailand) Co., Ltd. Date Reported : 13 March 2024

Parameter	Analytical Method	Station 1	Station 2	Station 3	Standard
Flow Rate* (m ³ /hr.)	Metering	5.50	4.00	-	-
pH	Electrometric Method (4500-H ⁺ B.)	7.91	7.36	7.24	5.5-9.0
Total Suspended Solids (mg/L)	Total Suspended Solids Dried at 103-105 °C (2540 D.)	4.0	7.0	5.3	Less than 50
Total Dissolved Solids (mg/L)	Total Dissolved Solids Dried at 180 °C (2540 C.)	444	532	430	Less than 3,000
BOD ₅ (mg/L)	5 Day BOD Test (5210 B.) & Membrane Electrode Method (4500-O G.)	3,420	8	4	Less than 20
COD (mg/L)	Closed Reflux, Titrimetric Method (5220 C.)	5,418	64	45	Less than 120
TKN (mg/L)	Macro-Kjeldahl Method (4500-N _{org} B.) & Titrimetric Method (4500-NH ₃ C.)	4.5	3.6	3.4	Less than 100
Grease & Oil (mg/L)	Liquid-Liquid, Partition-Gravimetric Method (5520 B.)	2	<2	<2	Less than 5
Fecal Coliform Bacteria (MPN/100 mL)	Multiple-Tube Fermentation Technique (9221 E.)	<1.8	170	330	-

Remark:

Sample Characteristics:

Station 1 = Wastewater Influent of Central Treatment Plant at Equalization Tank : Yellow
Station 2 = Wastewater Effluent at Chlorine Contact Tank before Discharge : Yellow turbid with slightly precipitate
Station 3 = Sewer Line (Existing Earth Ditch) after Wastewater Receiving Point : Yellow turbid with slightly precipitate


* Measured by Asia Pet (Thailand) Co., Ltd.

Standard = Industrial Effluent Standards, Notification of the Ministry of Industry B.E. 2560

Method = Standard Methods for the Examination of Water and Wastewater, APHA, AWWA, WEF, 24th Edition, 2023.

Reported results refer to submitted samples only.

Do not copy partial of this analysis report without official approval.



----- End of Report -----



Ref. No. W249-W251/04/24

Report No. 2404/180

338/12/65

Wastewater Quality Analysis Report

Project : Asia Pet (Thailand) Co., Ltd. Sampling Date : 5 April 2024
Project Location : 61/1 Moo 11, Bangngha-Thakhlong Road, Kaosamorkorn, Date Received : 6 April 2024
Tawung, Lopburi Date of Analysis : 6-19 April 2024
Client Name/Address : Asia Pet (Thailand) Co., Ltd. Date Reported : 22 April 2024
Sampling by : Asia Pet (Thailand) Co., Ltd.

Parameter	Analytical Method	Station 1	Station 2	Station 3	Standard
Flow Rate* (m ³ /hr.)	Metering	5.50	4.00	-	-
pH	Electrometric Method (4500-H ⁺ B.)	6.52	7.20	7.13	5.5-9.0
Total Suspended Solids (mg/L)	Total Suspended Solids Dried at 103-105 °C (2540 D.)	8.2	9.0	5.8	Less than 50
Total Dissolved Solids (mg/L)	Total Dissolved Solids Dried at 180 °C (2540 C.)	498	522	412	Less than 3,000
BOD ₅ (mg/L)	5 Day BOD Test (5210 B.) & Membrane Electrode Method (4500-O G.)	2,853	5	4	Less than 20
COD (mg/L)	Closed Reflux, Titrimetric Method (5220 C.)	4,444	38	25	Less than 120
TKN (mg/L)	Macro-Kjeldahl Method (4500-N _{org} B.) & Titrimetric Method (4500-NH ₃ C.)	5.2	7.0	3.8	Less than 100
Grease & Oil (mg/L)	Liquid-Liquid, Partition-Gravimetric Method (5520 B.)	3	<2	<2	Less than 5
Fecal Coliform Bacteria (MPN/100 mL)	Multiple-Tube Fermentation Technique (9221 E.)	<1.8	330	490	-

Remark:

Sample Characteristics:

Station 1 = Wastewater Influent of Central Treatment Plant at Equalization Tank : Yellow with slightly precipitate

Station 2 = Wastewater Effluent at Chlorine Contact Tank before Discharge : Yellow with slightly precipitate

Station 3 = Sewer Line (Existing Earth Ditch) after Wastewater Receiving Point : Yellow with slightly precipitate


* Measured by Asia Pet (Thailand) Co., Ltd.

Standard = Industrial Effluent Standards, Notification of the Ministry of Industry B.E. 2560

Method = Standard Methods for the Examination of Water and Wastewater, APHA, AWWA, WEF, 24th Edition, 2023.

Reported results refer to submitted samples only.

Do not copy partial of this analysis report without official approval.



----- End of Report -----



Ref. No. W413-W415/05/24

Report No. 2405/241

338/12/65

Wastewater Quality Analysis Report

Project : Asia Pet (Thailand) Co., Ltd. Sampling Date : 13 May 2024
Project Location : 61/1 Moo 11, Bangngha-Thakhleng Road, Kaosamorkorn, Tawung, Lopburi Date Received : 13 May 2024
Client Name/Address : Asia Pet (Thailand) Co., Ltd. Date of Analysis : 13-21 May 2024
Sampling by : Asia Pet (Thailand) Co., Ltd. Date Reported : 23 May 2024

Parameter	Analytical Method	Station 1	Station 2	Station 3	Standard
Flow Rate* (m ³ /hr.)	Metering	5.50	4.00	-	-
pH	Electrometric Method (4500-H ⁺ B.)	7.18	7.29	7.20	5.5-9.0
Total Suspended Solids (mg/L)	Total Suspended Solids Dried at 103-105 °C (2540 D.)	2.0	7.5	5.7	Less than 50
Total Dissolved Solids (mg/L)	Total Dissolved Solids Dried at 180 °C (2540 C.)	208	510	444	Less than 3,000
BOD ₅ (mg/L)	5 Day BOD Test (5210 B.) & Membrane Electrode Method (4500-O G.)	2,610	7	5	Less than 20
COD (mg/L)	Closed Reflux, Titrimetric Method (5220 C.)	5,737	51	38	Less than 120
TKN (mg/L)	Macro-Kjeldahl Method (4500-N _{org} B.) & Titrimetric Method (4500-NH ₃ C.)	3.8	4.5	4.2	Less than 100
Grease & Oil (mg/L)	Liquid-Liquid, Partition-Gravimetric Method (5520 B.)	2	<2	<2	Less than 5
Fecal Coliform Bacteria (MPN/100 mL)	Multiple-Tube Fermentation Technique (9221 E.)	<1.8	170	330	-

Remark:

Sample Characteristics:

Station 1 = Wastewater Influent of Central Treatment Plant at Equalization Tank : Yellow with slightly precipitate

Station 2 = Wastewater Effluent at Chlorine Contact Tank before Discharge : Slightly precipitate

Station 3 = Sewer Line (Existing Earth Ditch) after Wastewater Receiving Point : Slightly precipitate


* Measured by Asia Pet (Thailand) Co., Ltd.

Standard = Industrial Effluent Standards, Notification of the Ministry of Industry B.E. 2560

Method = Standard Methods for the Examination of Water and Wastewater, APHA, AWWA, WEF, 24th Edition, 2023.

Reported results refer to submitted samples only.

Do not copy partial of this analysis report without official approval.



----- End of Report -----



Ref. No. W237, W236, W238/06/24

Report No. 2406/194

338/12/65

Wastewater Quality Analysis Report

Project : Asia Pet (Thailand) Co., Ltd. Sampling Date : 10 June 2024
Project Location : 61/1 Moo 11, Bangngha-Thakhlong Road, Kaosamorkorn, Tawung, Lopburi Date Received : 10 June 2024
Date of Analysis : 10-18 June 2024
Client Name/Address : Asia Pet (Thailand) Co., Ltd. Date Reported : 19 June 2024
Sampling by : Asia Pet (Thailand) Co., Ltd.

Parameter	Analytical Method	Station 1	Station 2	Station 3	Standard
Flow Rate* (m ³ /hr.)	Metering	5.50	4.00	-	-
pH	Electrometric Method (4500-H ⁺ B.)	6.55	7.23	7.08	5.5-9.0
Total Suspended Solids (mg/L)	Total Suspended Solids Dried at 103-105 °C (2540 D.)	4.2	7.0	6.5	Less than 50
Total Dissolved Solids (mg/L)	Total Dissolved Solids Dried at 180 °C (2540 C.)	262	464	398	Less than 3,000
BOD ₅ (mg/L)	5 Day BOD Test (5210 B.) & Membrane Electrode Method (4500-O G.)	2,705	9	4	Less than 20
COD (mg/L)	Closed Reflux, Titrimetric Method (5220 C.)	4,506	70	38	Less than 120
TKN (mg/L)	Macro-Kjeldahl Method (4500-N _{org} B.) & Titrimetric Method (4500-NH ₃ C.)	4.4	5.3	4.0	Less than 100
Grease & Oil (mg/L)	Liquid-Liquid, Partition-Gravimetric Method (5520 B.)	3	<2	<2	Less than 5
Fecal Coliform Bacteria (MPN/100 mL)	Multiple-Tube Fermentation Technique (9221 E.)	<1.8	330	490	-

Remark:

Sample Characteristics:

Station 1 = Wastewater Influent of Central Treatment Plant at Equalization Tank : Yellow with slightly precipitate
Station 2 = Wastewater Effluent at Chlorine Contact Tank before Discharge : Slightly precipitate
Station 3 = Sewer Line (Existing Earth Ditch) after Wastewater Receiving Point : Slightly precipitate


* Measured by Asia Pet (Thailand) Co., Ltd.

Standard = Industrial Effluent Standards, Notification of the Ministry of Industry B.E. 2560

Method = Standard Methods for the Examination of Water and Wastewater, APHA, AWWA, WEF, 24th Edition, 2023.

Reported results refer to submitted samples only.

Do not copy partial of this analysis report without official approval.



----- End of Report -----

คุณภาพอากาศในสถานประกอบการ



Ref. No. A050-A051/03/24

Report No. 2403/111

338/12/65

Workplace Air Quality Analysis Report

Project : Asia Pet (Thailand) Limited Sampling Date : 6 March 2024
Project Location : 61/1 Moo 11, Bangngha-Thakhlong Road, Kaosamorkorn, Tawung, Lopburi Date Received : 7 March 2024
Client Name/Address : Asia Pet (Thailand) Limited Date of Analysis : 7-19 March 2024
Sampling by : Priraphong Suphannasri Date Reported : 20 March 2024
S.P.S. Consulting Service Co., Ltd.


Parameter	Sampling Method	Analytical Method	EG Storage Tank Area	EG Daily Tank Area	Standard
Ethylene Glycol (mg/m ³)	Sorbent Tube	GC/FID Method (NIOSH 5523)	<0.03	<0.03	100

Remark:

Standard = Threshold Limit Values for Chemical Substances, Notification of the Department of Labour Protection and Welfare, B.E. 2560 (Ceiling Limit)

Reported results refer to submitted samples only.

Do not copy partial of this analysis report without official approval.



----- End of Report -----



Ref. No. A288-A289/06/24

Report No. 2406/344

338/12/65

Workplace Air Quality Analysis Report

Project : Asia Pet (Thailand) Limited Sampling Date : 15 June 2024
Project Location : 61/1 Moo 11, Bangnga-Thaklong Road, Kaosamorkorn, Tawung, Lopburi Date Received : 17 June 2024
Date of Analysis : 17-27 June 2024
Client Name/Address : Asia Pet (Thailand) Limited Date Reported : 28 June 2024
Sampling by : Yottana Kongkaw
S.P.S. Consulting Service Co., Ltd.


Parameter	Sampling Method	Analytical Method	EG Storage Tank Area	EG Daily Tank Area	Standard
Ethylene Glycol (mg/m ³)	Sorbent Tube	GC/FID Method (NIOSH 5523)	<0.03	<0.03	100

Remark:

Standard = Announcement of the Department of Labor Protection and Welfare on the Threshold Limit Values for Hazardous Chemicals Substances, B.E. 2560 (Ceiling Limit)

Reported results refer to submitted samples only.

Do not copy partial of this analysis report without official approval.



----- End of Report -----



Ref. No. A052-A054/03/24

Report No. 2403/111

338/12/65

Workplace Air Quality Analysis Report

Project : Asia Pet (Thailand) Limited Sampling Date : 6 March 2024
Project Location : 61/1 Moo 11, Bangnga-Thakhleng Road, Kaosamorkorn, Tawung, Lopburi Date Received : 7 March 2024
Client Name/Address : Asia Pet (Thailand) Limited Date of Analysis : 7-19 March 2024
Sampling by : Priraphong Suphannasri Date Reported : 20 March 2024
S.P.S. Consulting Service Co., Ltd.

Parameter	Sampling Method	Analytical Method	CP1-Building			Standard
			Station 1	Station 2	Station 3	
Acetaldehyde (ppm)	Sorbent Tube	GC/FID Method (NIOSH 2538)	<0.01	<0.01	<0.01	200

Remark:

Station 1 = CP Building 1st Floor (+0.00 m)


Station 2 = CP Building 2nd Floor (+7.00 m)

Station 3 = CP Building 3rd Floor (+14.00 m)

Standard = Threshold Limit Values for Chemical Substances, Notification of the Department of Labour Protection and Welfare, B.E. 2560 (TWA)

Reported results refer to submitted samples only.

Do not copy partial of this analysis report without official approval.



----- End of Report -----



Ref. No. A290-A292/06/24

Report No. 2406/344

338/12/65

Workplace Air Quality Analysis Report

Project : Asia Pet (Thailand) Limited Sampling Date : 15 June 2024
Project Location : 61/1 Moo 11, Bangngha-Thakhlong Road, Kaosamorkorn, Date Received : 17 June 2024
Tawung, Lopburi Date of Analysis : 17-27 June 2024
Client Name/Address : Asia Pet (Thailand) Limited Date Reported : 28 June 2024
Sampling by : Yottana Kongkaw
S.P.S. Consulting Service Co., Ltd.

Parameter	Sampling Method	Analytical Method	CP1-Building			Standard
			Station 1	Station 2	Station 3	
Acetaldehyde (ppm)	Sorbent Tube	GC/FID Method (NIOSH 2538)	<0.01	<0.01	<0.01	200

Remark:

Station 1 = CP Building 1st Floor (+0.00 m)


Station 2 = CP Building 2nd Floor (+7.00 m)

Station 3 = CP Building 3rd Floor (+14.00 m)

Standard = Announcement of the Department of Labor Protection and Welfare on the Threshold Limit Values for Hazardous Chemicals Substances, B.E. 2560 (TWA).

Reported results refer to submitted samples only.

Do not copy partial of this analysis report without official approval.



----- End of Report -----



Ref. No. A055-A057/03/24

Report No. 2403/111

338/12/65

Workplace Air Quality Analysis Report

Project : Asia Pet (Thailand) Limited Sampling Date : 6 March 2024
Project Location : 61/1 Moo 11, Bangngha-Thakhlong Road, Kaosamorkorn, Tawung, Lopburi Date Received : 7 March 2024
Client Name/Address : Asia Pet (Thailand) Limited Date of Analysis : 7-19 March 2024
Sampling by : Priraphong Suphannasri Date Reported : 20 March 2024
S.P.S. Consulting Service Co., Ltd.

Parameter	Sampling Method	Analytical Method	CP2-Building			Standard
			Station 1	Station 2	Station 3	
Acetaldehyde (ppm)	Sorbent Tube	GC/FID Method (NIOSH 2538)	<0.01	<0.01	<0.01	200

Remark:

Station 1 = CP Building 1st Floor

Station 2 = CP Building 2nd Floor

Station 3 = CP Building 3rd Floor

Standard = Threshold Limit Values for Chemical Substances, Notification of the Department of Labour Protection and Welfare, B.E. 2560 (TWA)

Reported results refer to submitted samples only.

Do not copy partial of this analysis report without official approval.



----- End of Report -----



Ref. No. A293-A295/06/24

Report No. 2406/344

338/12/65

Workplace Air Quality Analysis Report

Project : Asia Pet (Thailand) Limited Sampling Date : 15 June 2024
Project Location : 61/1 Moo 11, Bangngha-Thakhlong Road, Kaosamorkorn, Tawung, Lopburi Date Received : 17 June 2024
Date of Analysis : 17-27 June 2024
Client Name/Address : Asia Pet (Thailand) Limited Date Reported : 28 June 2024
Sampling by : Yottana Kongkaw
S.P.S. Consulting Service Co., Ltd.

Parameter	Sampling Method	Analytical Method	CP2-Building			Standard
			Station 1	Station 2	Station 3	
Acetaldehyde (ppm)	Sorbent Tube	GC/FID Method (NIOSH 2538)	<0.01	<0.01	<0.01	200

Remark:

Station 1 = CP Building 1st Floor


Station 2 = CP Building 2nd Floor

Station 3 = CP Building 3rd Floor

Standard = Announcement of the Department of Labor Protection and Welfare on the Threshold Limit Values for Hazardous Chemicals Substances, B.E. 2560 (TWA).

Reported results refer to submitted samples only.

Do not copy partial of this analysis report without official approval.



----- End of Report -----

ระดับเสียงในสถานประกอบการ



BY021/03/67

338/12/65

Noise Level Report

Project : Asia Pet (Thailand) Co., Ltd. Sampling Date : 6 March 2024
Project Location : 61/1 Moo 11, Bangnga-Thaklong Road Date Reported : 12 March 2024
Tambon Kaosamorkorn, Amphur Tawung, Lopburi
Client Name/Address : Asia Pet (Thailand) Co., Ltd.
Sampling By : S.P.S. Consulting Service Co., Ltd.


Time	Utility Area	Standard				
	L _{eq} 1 hr [dB(A)]					
08:00-09:00	82.5	-				
09:00-10:00	81.9	-				
10:00-11:00	82.8	-				
11:00-12:00	82.3	-				
12:00-13:00	82.6	-				
13:00-14:00	83.3	-				
14:00-15:00	83.4	-				
15:00-16:00	83.2	-				
L _{eq} 8 hr [dB(A)]	82.8	Less Than 90.0				
L _{max} [dB(A)]	93.3	Less Than 140.0				
-	Sound Level Meter Data					-
	Calibrate Sheet No.: Noise B 050/24			03 March 2024		
	Equipment	Brand	Model	Serial No.	Standard	
	Sound Level Meter (No.B18)	ACO	6236	00172048	IEC 61672	
	Actual Reading [dB]					
	Before Adjustment			After Adjustment		
	94.1			94.0		

Remark:

Standard = Safety Protection Measures in Industrial Plant Operation Concerning Working Environment,
Notification of the Ministry of Industry, B.E. 2546 (2003)
Sampling Method = Sound Level Meter
Acoustic Calibrator, ACO, Model 2127, S/N. 130006, IEC 60942

Reported results refer to measurement time only.

Do not copy partial of this measurement report without official approval.





BY185/06/67

338/12/65

Noise Level Report

Project : Asia Pet (Thailand) Co., Ltd. Sampling Date : 15 June 2024
Project Location : 61/1 Moo 11, Bangnga-Thaklong Road Date Reported : 21 June 2024
Tampon Kaosamorkorn, Amphur Tawung, Lopburi
Client Name/Address : Asia Pet (Thailand) Co., Ltd.
Sampling By : S.P.S. Consulting Service Co., Ltd.

Time	Utility Area	Standard				
	L _{eq} 1 hr [dB(A)]					
10:00-11:00	80.9	-				
11:00-12:00	80.8	-				
12:00-13:00	80.4	-				
13:00-14:00	80.5	-				
14:00-15:00	80.4	-				
15:00-16:00	81.0	-				
16:00-17:00	81.2	-				
17:00-18:00	81.1	-				
L _{eq} 8 hr [dB(A)]	80.8	Less Than 90.0				
L _{max} [dB(A)]	93.4	Less Than 140.0				
-	Sound Level Meter Data					-
	Calibrate Sheet No.: Noise B 229/24			13 June 2024		
	Equipment	Brand	Model	Serial No.	Standard	
	Sound Level Meter (No.B33)	ACO	6236	00182015	IEC 61672	
	Actual Reading [dB]					
	Before Adjustment			After Adjustment		
	93.9			93.9		

Remark:


Standard = Safety Protection Measures in Industrial Plant Operation Concerning Working Environment,
Notification of the Ministry of Industry, B.E. 2546 (2003)

Sampling Method = Sound Level Meter

Acoustic Calibrator, ACO, Model 2127, S/N. 130006, IEC 60942

Reported results refer to measurement time only.

Do not copy partial of this measurement report without official approval.





BY021/03/67

338/12/65

Noise Level Report

Project : Asia Pet (Thailand) Co., Ltd. Sampling Date : 6 March 2024
Project Location : 61/1 Moo 11, Bangngha-Thaklong Road Date Reported : 12 March 2024
Tambon Kaosamorkorn, Amphur Tawung, Lopburi
Client Name/Address : Asia Pet (Thailand) Co., Ltd.
Sampling By : S.P.S. Consulting Service Co., Ltd.


Time	PTA Silos	Standard				
	L _{eq} 1 hr [dB(A)]					
08:30-09:30	77.3	-				
09:30-10:30	75.6	-				
10:30-11:30	78.0	-				
11:30-12:30	76.8	-				
12:30-13:30	77.2	-				
13:30-14:30	75.1	-				
14:30-15:30	74.8	-				
15:30-16:30	73.7	-				
L _{eq} 8 hr [dB(A)]	76.3	Less Than 90.0				
L _{max} [dB(A)]	95.2	Less Than 140.0				
-	Sound Level Meter Data					-
	Calibrate Sheet No.: Noise B 050/24			03 March 2024		
	Equipment	Brand	Model	Serial No.	Standard	
	Sound Level Meter (No.B29)	ACO	6236	00182011	IEC 61672	
	Actual Reading [dB]					
	Before Adjustment			After Adjustment		
	94.1			94.0		

Remark:

Standard = Safety Protection Measures in Industrial Plant Operation Concerning Working Environment,
Notification of the Ministry of Industry, B.E. 2546 (2003)
Sampling Method = Sound Level Meter
Acoustic Calibrator, ACO, Model 2127, S/N. 130006, IEC 60942

Reported results refer to measurement time only.

Do not copy partial of this measurement report without official approval.





BY185/06/67

338/12/65

Noise Level Report


Project : Asia Pet (Thailand) Co., Ltd. Sampling Date : 15 June 2024
Project Location : 61/1 Moo 11, Bangnga-Thaklong Road Date Reported : 21 June 2024
Tambon Kaosamorkorn, Amphur Tawung, Lopburi
Client Name/Address : Asia Pet (Thailand) Co., Ltd.
Sampling By : S.P.S. Consulting Service Co., Ltd.

Time	PTA Silos	Standard				
	L _{eq} 1 hr [dB(A)]					
09:30-10:30	80.3	-				
10:30-11:30	81.2	-				
11:30-12:30	80.7	-				
12:30-13:30	82.6	-				
13:30-14:30	80.2	-				
14:30-15:30	80.4	-				
15:30-16:30	80.7	-				
16:30-17:30	79.9	-				
L _{eq} 8 hr [dB(A)]	80.8	Less Than 90.0				
L _{max} [dB(A)]	99.9	Less Than 140.0				
-	Sound Level Meter Data					-
	Calibrate Sheet No.: Noise B 229/24			13 June 2024		
	Equipment	Brand	Model	Serial No.	Standard	
	Sound Level Meter (No.B36)	ACO	6236	00192027	IEC 61672	
	Actual Reading [dB]					
	Before Adjustment			After Adjustment		
	93.9			93.9		

Remark:

Standard = Safety Protection Measures in Industrial Plant Operation Concerning Working Environment,
Notification of the Ministry of Industry, B.E. 2546 (2003)
Sampling Method = Sound Level Meter
Acoustic Calibrator, ACO, Model 2127, S/N. 130006, IEC 60942

Reported results refer to measurement time only.
Do not copy partial of this measurement report without official approval.





BY021/03/67

338/12/65

Noise Level Report

Project : Asia Pet (Thailand) Co., Ltd. Sampling Date : 6 March 2024
Project Location : 61/1 Moo 11, Bangngha-Thaklong Road Date Reported : 12 March 2024
Tambon Kaosamorkorn, Amphur Tawung, Lopburi
Client Name/Address : Asia Pet (Thailand) Co., Ltd.
Sampling By : S.P.S. Consulting Service Co., Ltd.


Time	CP 1 Building	Standard				
	L _{eq} 1 hr [dB(A)]					
08:30-09:30	82.8	-				
09:30-10:30	82.1	-				
10:30-11:30	82.8	-				
11:30-12:30	83.0	-				
12:30-13:30	83.5	-				
13:30-14:30	82.9	-				
14:30-15:30	82.6	-				
15:30-16:30	82.2	-				
L _{eq} 8 hr [dB(A)]	82.8	Less Than 90.0				
L _{max} [dB(A)]	94.2	Less Than 140.0				
-	Sound Level Meter Data					-
	Calibrate Sheet No.: Noise B 050/24			03 March 2024		
	Equipment	Brand	Model	Serial No.	Standard	
	Sound Level Meter (No.B33)	ACO	6236	00182015	IEC 61672	
	Actual Reading [dB]					
	Before Adjustment			After Adjustment		
	94.0			94.0		

Remark:

Standard = Safety Protection Measures in Industrial Plant Operation Concerning Working Environment,
Notification of the Ministry of Industry, B.E. 2546 (2003)
Sampling Method = Sound Level Meter
Acoustic Calibrator, ACO, Model 2127, S/N. 130006, IEC 60942

Reported results refer to measurement time only.

Do not copy partial of this measurement report without official approval.





BY185/06/67

338/12/65

Noise Level Report

Project : Asia Pet (Thailand) Co., Ltd. Sampling Date : 15 June 2024
Project Location : 61/1 Moo 11, Bangngha-Thaklong Road Date Reported : 21 June 2024
Tambon Kaosamorkorn, Amphur Tawung, Lopburi
Client Name/Address : Asia Pet (Thailand) Co., Ltd.
Sampling By : S.P.S. Consulting Service Co., Ltd.


Time	CP 1 Building	Standard				
	L _{eq} 1 hr [dB(A)]					
10:00-11:00	81.5	-				
11:00-12:00	82.0	-				
12:00-13:00	82.8	-				
13:00-14:00	83.4	-				
14:00-15:00	83.0	-				
15:00-16:00	83.4	-				
16:00-17:00	82.3	-				
17:00-18:00	82.0	-				
L _{eq} 8 hr [dB(A)]	82.6	Less Than 90.0				
L _{max} [dB(A)]	85.9	Less Than 140.0				
-	Sound Level Meter Data					-
	Calibrate Sheet No.: Noise B 229/24			13 June 2024		
	Equipment	Brand	Model	Serial No.	Standard	
	Sound Level Meter (No.B41)	ACO	6236	00192032	IEC 61672	
	Actual Reading [dB]					
	Before Adjustment			After Adjustment		
	93.9			93.9		

Remark:

Standard = Safety Protection Measures in Industrial Plant Operation Concerning Working Environment,
Notification of the Ministry of Industry, B.E. 2546 (2003)
Sampling Method = Sound Level Meter
Acoustic Calibrator, ACO, Model 2127, S/N. 130006, IEC 60942

Reported results refer to measurement time only.

Do not copy partial of this measurement report without official approval.





BY021/03/67

338/12/65

Noise Level Report

Project : Asia Pet (Thailand) Co., Ltd. Sampling Date : 6 March 2024
Project Location : 61/1 Moo 11, Bangnha-Thaklong Road Date Reported : 12 March 2024
Tambon Kaosamorkorn, Amphur Tawung, Lopburi
Client Name/Address : Asia Pet (Thailand) Co., Ltd.
Sampling By : S.P.S. Consulting Service Co., Ltd.


Time	CP 2 Building	Standard				
	L _{eq} 1 hr [dB(A)]					
08:30-09:30	81.3	-				
09:30-10:30	80.8	-				
10:30-11:30	80.6	-				
11:30-12:30	80.6	-				
12:30-13:30	80.4	-				
13:30-14:30	80.5	-				
14:30-15:30	80.6	-				
15:30-16:30	80.4	-				
L _{eq} 8 hr [dB(A)]	80.7	Less Than 90.0				
L _{max} [dB(A)]	94.4	Less Than 140.0				
-	Sound Level Meter Data					-
	Calibrate Sheet No.: Noise B 050/24			03 March 2024		
	Equipment	Brand	Model	Serial No.	Standard	
	Sound Level Meter (No.B36)	ACO	6236	00192027	IEC 61672	
	Actual Reading [dB]					
	Before Adjustment			After Adjustment		
	94.0			94.0		

Remark:

Standard = Safety Protection Measures in Industrial Plant Operation Concerning Working Environment,
Notification of the Ministry of Industry, B.E. 2546 (2003)
Sampling Method = Sound Level Meter
Acoustic Calibrator, ACO, Model 2127, S/N. 130006, IEC 60942

Reported results refer to measurement time only.

Do not copy partial of this measurement report without official approval.





BY185/06/67

338/12/65

Noise Level Report

Project : Asia Pet (Thailand) Co., Ltd. Sampling Date : 15 June 2024
Project Location : 61/1 Moo 11, Bangngha-Thaklong Road Date Reported : 21 June 2024
Tambon Kaosamorkorn, Amphur Tawung, Lopburi
Client Name/Address : Asia Pet (Thailand) Co., Ltd.
Sampling By : S.P.S. Consulting Service Co., Ltd.

Time	CP 2 Building	Standard				
	L _{eq} 1 hr [dB(A)]					
10:00-11:00	81.1	-				
11:00-12:00	81.0	-				
12:00-13:00	80.8	-				
13:00-14:00	80.7	-				
14:00-15:00	80.7	-				
15:00-16:00	81.3	-				
16:00-17:00	80.5	-				
17:00-18:00	80.6	-				
L _{eq} 8 hr [dB(A)]	80.8	Less Than 90.0				
L _{max} [dB(A)]	91.6	Less Than 140.0				
-	Sound Level Meter Data					-
	Calibrate Sheet No.: Noise B 229/24			13 June 2024		
	Equipment	Brand	Model	Serial No.	Standard	
	Sound Level Meter (No.B43)	ACO	6236	00192034	IEC 61672	
	Actual Reading [dB]					
	Before Adjustment			After Adjustment		
	94.1			93.9		

Remark:

Standard = Safety Protection Measures in Industrial Plant Operation Concerning Working Environment,
Notification of the Ministry of Industry, B.E. 2546 (2003)

Sampling Method = Sound Level Meter

Acoustic Calibrator, ACO, Model 2127, S/N. 130006, IEC 60942

Reported results refer to measurement time only.

Do not copy partial of this measurement report without official approval.

